

International Regatta Bratislava 2024

Results

Technical support: Slovenska kanoistika
Event Director: Boris Bergendi
Chief Referee: Bielik Martin
Deputy Chief Referee: Záborský Juraj
Event Committee:

24.05.-26.05.2024

Bratislava (Zemník)

Teams:

1.	AUT		Austria	Andreas Aschae
2.	AZE		Azerbaijan	Leyla Aliyeva
3.	CAN		Canada	Jerome Seremak
4.	CRO		Croatia	Marko Lipovac
5.	CYP		Cyprus	Andreas Diamandis
6.	CZE		Czech Republic	Šulák Libor
7.	GER		Germany	Detlef Hofmann
8.	HUN		Hungary	Bódi Bence
9.	ISR		Israel	Liudmila Drozd
10.	POL		Poland	Michal Garstkiewicz
11.	SLO		Slovenia	Andraz Nahtigal
12.	SUI		Switzerland	Lukas Widmer
13.	TUR		Turkey	Andrei Shantarovich
14.	SVK		Slovakia	Marián Tesárik
15.	GEC		Germany Clubs	Niels Wegner
16.	SVB		Slovakia B Team	Marián Tesárik



Timetable

					Friday	24.05.2024
1	200 m	K1 Junior Men	H1	08:30	Friday	1.-6. + 3 B.T. -> SF
2	200 m	K1 Junior Men	H2	08:33	Friday	1.-6. + 3 B.T. -> SF
3	200 m	K1 Junior Men	H3	08:36	Friday	1.-6. + 3 B.T. -> SF
4	200 m	K1 Junior Men	H4	08:39	Friday	1.-6. + 3 B.T. -> SF
5	200 m	K1 Boys	H1	08:42	Friday	1.-6. + 3 B.T. -> SF
6	200 m	K1 Boys	H2	08:45	Friday	1.-6. + 3 B.T. -> SF
7	200 m	K1 Boys	H3	08:48	Friday	1.-6. + 3 B.T. -> SF
8	200 m	K1 Boys	H4	08:51	Friday	1.-6. + 3 B.T. -> SF
9	200 m	K1 Junior Women	H1	08:54	Friday	1.-3. -> F, 4.-7. + 1 B.T. -> SF
10	200 m	K1 Junior Women	H2	08:57	Friday	1.-3. -> F, 4.-7. + 1 B.T. -> SF
11	200 m	K1 Men U23	H1	09:00	Friday	1.-3. -> F, 4.-7. + 1 B.T. -> SF
12	200 m	K1 Men U23	H2	09:03	Friday	1.-3. -> F, 4.-7. + 1 B.T. -> SF
13	200 m	K1 Women U23	H1	09:15	Friday	1.-3. + 3 B.T. -> F
14	200 m	K1 Women U23	H2	09:18	Friday	1.-3. + 3 B.T. -> F
15	200 m	C1 Junior Men	H1	09:21	Friday	1.-3. + 3 B.T. -> F
16	200 m	C1 Junior Men	H2	09:24	Friday	1.-3. + 3 B.T. -> F
17	200 m	C1 Junior Women	H1	09:27	Friday	1.-3. + 3 B.T. -> F
18	200 m	C1 Junior Women	H2	09:30	Friday	1.-3. + 3 B.T. -> F
19	200 m	C1 Boys	H1	09:33	Friday	1.-3. -> F, 4.-7. + 1 B.T. -> SF
20	200 m	C1 Boys	H2	09:36	Friday	1.-3. -> F, 4.-7. + 1 B.T. -> SF
21	200 m	K1 Girls	H1	09:39	Friday	1. -> FA, 2.-7. -> SF
22	200 m	K1 Girls	H2	09:42	Friday	1. -> FA, 2.-7. -> SF
23	200 m	K1 Girls	H3	09:45	Friday	1. -> FA, 2.-7. -> SF
24	200 m	C1 Girls	H1	09:48	Friday	1.-3. + 3 B.T. -> F
25	200 m	C1 Girls	H2	09:51	Friday	1.-3. + 3 B.T. -> F
26	1000 m	K1 Junior Men	H1	10:10	Friday	1.-6. + 3 B.T. -> SF
27	1000 m	K1 Junior Men	H2	10:13	Friday	1.-6. + 3 B.T. -> SF
28	1000 m	K1 Junior Men	H3	10:16	Friday	1.-6. + 3 B.T. -> SF
29	1000 m	K1 Junior Men	H4	10:19	Friday	1.-6. + 3 B.T. -> SF
30	1000 m	K1 Boys	H1	10:22	Friday	1.-6. + 3 B.T. -> SF
31	1000 m	K1 Boys	H2	10:25	Friday	1.-6. + 3 B.T. -> SF
32	1000 m	K1 Boys	H3	10:28	Friday	1.-6. + 3 B.T. -> SF
33	1000 m	K1 Boys	H4	10:31	Friday	1.-6. + 3 B.T. -> SF
34	1000 m	K1 Junior Women	H1	10:34	Friday	1.-3. -> F, 4.-7. + 1 B.T. -> SF

Timetable

35	1000 m	K1 Junior Women	H2	10:37	Friday	1.-3. -> F, 4.-7. + 1 B.T. -> SF
36	1000 m	K1 Men U23	H1	10:49	Friday	1.-3. -> F, 4.-7. + 1 B.T. -> SF
37	1000 m	K1 Men U23	H2	10:52	Friday	1.-3. -> F, 4.-7. + 1 B.T. -> SF
38	1000 m	C1 Junior Men	H1	10:55	Friday	1.-3. + 3 B.T. -> F
39	1000 m	C1 Junior Men	H2	10:58	Friday	1.-3. + 3 B.T. -> F
40	1000 m	C1 Boys	H1	11:01	Friday	1. -> FA, 2.-7. -> SF
41	1000 m	C1 Boys	H2	11:04	Friday	1. -> FA, 2.-7. -> SF
42	1000 m	C1 Boys	H3	11:07	Friday	1. -> FA, 2.-7. -> SF
43	1000 m	K1 Girls	H1	11:10	Friday	1.-3. -> F, 4.-7. + 1 B.T. -> SF
44	1000 m	K1 Girls	H2	11:13	Friday	1.-3. -> F, 4.-7. + 1 B.T. -> SF
45	1000 m	C1 Girls	H1	11:16	Friday	1.-3. + 3 B.T. -> F
46	1000 m	C1 Girls	H2	11:19	Friday	1.-3. + 3 B.T. -> F
47	1000 m	K2 Junior Men	H1	11:50	Friday	1.-3. -> F, 4.-7. + 1 B.T. -> SF
48	1000 m	K2 Junior Men	H2	11:53	Friday	1.-3. -> F, 4.-7. + 1 B.T. -> SF
49	1000 m	K2 Boys	H1	11:56	Friday	1. -> FA, 2.-7. -> SF
50	1000 m	K2 Boys	H2	11:59	Friday	1. -> FA, 2.-7. -> SF
51	1000 m	K2 Boys	H3	12:02	Friday	1. -> FA, 2.-7. -> SF
52	1000 m	K2 Junior Women	H1	12:05	Friday	1.-3. + 3 B.T. -> F
53	1000 m	K2 Junior Women	H2	12:08	Friday	1.-3. + 3 B.T. -> F
54	1000 m	K1 Junior Men	SF1	13:30	Friday	1.-3. -> FA, 4.-6. -> FB
55	1000 m	K1 Junior Men	SF2	13:33	Friday	1.-3. -> FA, 4.-6. -> FB
56	1000 m	K1 Junior Men	SF3	13:36	Friday	1.-3. -> FA, 4.-6. -> FB
57	1000 m	K1 Boys	SF1	13:39	Friday	1.-3. -> FA, 4.-6. -> FB
58	1000 m	K1 Boys	SF2	13:42	Friday	1.-3. -> FA, 4.-6. -> FB
59	1000 m	K1 Boys	SF3	13:45	Friday	1.-3. -> FA, 4.-6. -> FB
60	1000 m	K1 Junior Women	SF	13:48	Friday	1.-3. -> F
61	1000 m	K1 Men U23	SF	13:51	Friday	1.-3. -> F
62	1000 m	C1 Boys	SF1	13:54	Friday	1.-3. -> FA, 4.-7. + 1 B.T. -> FB
63	1000 m	C1 Boys	SF2	13:57	Friday	1.-3. -> FA, 4.-7. + 1 B.T. -> FB
64	1000 m	K1 Girls	SF	14:00	Friday	1.-3. -> F
65	1000 m	K2 Junior Men	SF	14:30	Friday	1.-3. -> F
66	1000 m	K2 Boys	SF1	14:33	Friday	1.-3. -> FA, 4.-7. + 1 B.T. -> FB
67	1000 m	K2 Boys	SF2	14:36	Friday	1.-3. -> FA, 4.-7. + 1 B.T. -> FB
68	1000 m	C1 Men U23	F	14:50	Friday	
69	1000 m	K1 Women U23	F	14:56	Friday	

Timetable

70	1000 m	C1 Junior Men	F	15:08	Friday
71	1000 m	C1 Junior Women	F	15:14	Friday
72	1000 m	C1 Girls	F	15:20	Friday
73	1000 m	C1 Boys	FB	15:26	Friday
74	1000 m	C1 Boys	FA	15:32	Friday
75	1000 m	K1 Men U23	F	15:38	Friday
76	1000 m	K1 Junior Men	FB	16:00	Friday
77	1000 m	K1 Junior Men	FA	16:06	Friday
78	1000 m	K1 Junior Women	F	16:12	Friday
79	1000 m	K1 Boys	FB	16:18	Friday
80	1000 m	K1 Boys	FA	16:24	Friday
81	1000 m	K1 Girls	F	16:30	Friday
82	1000 m	K2 Women U23	F	16:56	Friday
83	1000 m	C2 Women U23	F	17:02	Canceled!
84	1000 m	C2 Men U23	F	17:08	Friday
85	1000 m	C2 Junior Men	F	17:08	Friday
86	1000 m	C2 Junior Women	F	17:14	Friday
87	1000 m	C2 Boys	F	17:20	Friday
88	1000 m	C1 Women U23	F	17:26	Friday
89	1000 m	C2 Girls	F	17:26	Friday
90	1000 m	K2 Junior Women	F	17:50	Friday
91	1000 m	K2 Boys	FB	17:56	Friday
92	1000 m	K2 Boys	FA	18:02	Friday
93	1000 m	K2 Girls	F	18:08	Friday
94	1000 m	K2 Men U23	F	18:14	Friday
95	1000 m	K2 Junior Men	F	18:20	Friday
Saturday					25.05.2024
96	500 m	K1 Men U23	H1	08:30	Saturday 1. -> FA, 2.-7. -> SF
97	500 m	K1 Men U23	H2	08:33	Saturday 1. -> FA, 2.-7. -> SF
98	500 m	K1 Men U23	H3	08:36	Saturday 1. -> FA, 2.-7. -> SF
99	500 m	K1 Women U23	H1	08:39	Saturday 1.-3. -> F, 4.-7. + 1 B.T. -> SF
100	500 m	K1 Women U23	H2	08:42	Saturday 1.-3. -> F, 4.-7. + 1 B.T. -> SF
101	500 m	K1 Junior Men	H1	08:45	Saturday 1.-5. + 2 B.T. -> SF
102	500 m	K1 Junior Men	H2	08:48	Saturday 1.-5. + 2 B.T. -> SF
103	500 m	K1 Junior Men	H3	08:51	Saturday 1.-5. + 2 B.T. -> SF

Timetable

104	500 m	K1 Junior Men	H4	08:54	Saturday	1.-5. + 2 B.T. -> SF
105	500 m	K1 Junior Men	H5	08:57	Saturday	1.-5. + 2 B.T. -> SF
106	500 m	C1 Junior Men	H1	09:00	Saturday	1.-3. -> F, 4.-7. + 1 B.T. -> SF
107	500 m	C1 Junior Men	H2	09:03	Saturday	1.-3. -> F, 4.-7. + 1 B.T. -> SF
108	500 m	K1 Junior Women	H1	09:06	Saturday	1. -> FA, 2.-7. -> SF
109	500 m	K1 Junior Women	H2	09:09	Saturday	1. -> FA, 2.-7. -> SF
110	500 m	K1 Junior Women	H3	09:12	Saturday	1. -> FA, 2.-7. -> SF
111	500 m	C1 Junior Women	H1	09:24	Saturday	1.-3. + 3 B.T. -> F
112	500 m	C1 Junior Women	H2	09:27	Saturday	1.-3. + 3 B.T. -> F
113	500 m	K1 Boys	H1	09:30	Saturday	1.-4. + 3 B.T. -> SF
114	500 m	K1 Boys	H2	09:33	Saturday	1.-4. + 3 B.T. -> SF
115	500 m	K1 Boys	H3	09:36	Saturday	1.-4. + 3 B.T. -> SF
116	500 m	K1 Boys	H4	09:39	Saturday	1.-4. + 3 B.T. -> SF
117	500 m	K1 Boys	H5	09:42	Saturday	1.-4. + 3 B.T. -> SF
118	500 m	K1 Boys	H6	09:45	Saturday	1.-4. + 3 B.T. -> SF
119	500 m	C1 Boys	H1	09:48	Saturday	1. -> FA, 2.-7. -> SF
120	500 m	C1 Boys	H2	09:51	Saturday	1. -> FA, 2.-7. -> SF
121	500 m	C1 Boys	H3	09:54	Saturday	1. -> FA, 2.-7. -> SF
122	500 m	K1 Girls	H1	09:57	Saturday	1. -> FA, 2.-7. -> SF
123	500 m	K1 Girls	H2	10:00	Saturday	1. -> FA, 2.-7. -> SF
124	500 m	K1 Girls	H3	10:03	Saturday	1. -> FA, 2.-7. -> SF
125	500 m	C1 Girls	H1	10:06	Saturday	1.-3. + 3 B.T. -> F
126	500 m	C1 Girls	H2	10:09	Saturday	1.-3. + 3 B.T. -> F
127	200 m	K1 Men U23	SF	10:30	Saturday	1.-3. -> F
128	200 m	K1 Junior Men	SF1	10:33	Saturday	1.-3. -> FA, 4.-6. -> FB
129	200 m	K1 Junior Men	SF2	10:36	Saturday	1.-3. -> FA, 4.-6. -> FB
130	200 m	K1 Junior Men	SF3	10:39	Saturday	1.-3. -> FA, 4.-6. -> FB
131	200 m	K1 Junior Women	SF	10:42	Saturday	1.-3. -> F
132	200 m	K1 Boys	SF1	10:45	Saturday	1.-3. -> FA, 4.-6. -> FB
133	200 m	K1 Boys	SF2	10:48	Saturday	1.-3. -> FA, 4.-6. -> FB
134	200 m	K1 Boys	SF3	10:51	Saturday	1.-3. -> FA, 4.-6. -> FB
135	200 m	C1 Boys	SF	10:54	Saturday	1.-3. -> F
136	200 m	K1 Girls	SF1	10:57	Saturday	1.-3. -> FA, 4.-7. + 1 B.T. -> FB
137	200 m	K1 Girls	SF2	11:00	Saturday	1.-3. -> FA, 4.-7. + 1 B.T. -> FB
138	200 m	K1 Men U23	F	11:20	Saturday	

Timetable

139	200 m	C1 Men U23	F	11:24	Saturday	
140	200 m	K1 Women U23	F	11:28	Saturday	
141	200 m	C1 Women U23	F	11:32	Canceled!	
142	200 m	K1 Junior Men	FB	11:48	Saturday	
143	200 m	K1 Junior Men	FA	11:52	Saturday	
144	200 m	C1 Junior Men	F	11:56	Saturday	
145	200 m	K1 Junior Women	F	12:04	Saturday	
146	200 m	C1 Junior Women	F	12:08	Saturday	
147	200 m	K1 Boys	FB	12:24	Saturday	
148	200 m	K1 Girls	FB	12:28	Saturday	
149	200 m	K1 Boys	FA	12:32	Saturday	
150	200 m	C1 Boys	F	12:36	Saturday	
151	200 m	K1 Girls	FA	12:40	Saturday	
152	200 m	C1 Girls	F	12:44	Saturday	
153	5000 m	K1 Men U23	F	14:30	Saturday	
154	5000 m	C1 Men U23	F	14:32	Saturday	
155	5000 m	K1 Women U23	F	14:34	Saturday	
156	5000 m	K1 Junior Men	F	15:15	Saturday	
157	5000 m	C1 Junior Men	F	15:17	Saturday	
158	5000 m	K1 Junior Women	F	15:19	Saturday	
159	5000 m	K1 Boys	F	16:00	Saturday	
160	5000 m	C1 Boys	F	16:02	Saturday	
161	5000 m	C1 Women U23	F	16:04	Canceled!	
162	5000 m	K1 Girls	F	16:45	Saturday	
163	5000 m	C1 Junior Women	F	16:47	Saturday	
164	5000 m	C1 Girls	F	16:49	Saturday	
Sunday					26.05.2024	
165	500 m	K2 Junior Men	H1	08:00	Sunday	1.-3. -> F, 4.-7. + 1 B.T. -> SF
166	500 m	K2 Junior Men	H2	08:03	Sunday	1.-3. -> F, 4.-7. + 1 B.T. -> SF
167	500 m	K2 Boys	H1	08:06	Sunday	1. -> FA, 2.-7. -> SF
168	500 m	K2 Boys	H2	08:09	Sunday	1. -> FA, 2.-7. -> SF
169	500 m	K2 Boys	H3	08:12	Sunday	1. -> FA, 2.-7. -> SF
170	500 m	K2 Junior Women	H1	08:15	Sunday	1.-3. + 3 B.T. -> F
171	500 m	K2 Junior Women	H2	08:18	Sunday	1.-3. + 3 B.T. -> F
172	500 m	K2 Girls	H1	08:21	Sunday	1.-3. + 3 B.T. -> F

Timetable

173	500 m	K2 Girls	H2	08:24	Sunday	1.-3. + 3 B.T. -> F
174	500 m	K1 Junior Men	SF1	09:00	Sunday	1.-3. -> FA, 4.-6. -> FB
175	500 m	K1 Junior Men	SF2	09:03	Sunday	1.-3. -> FA, 4.-6. -> FB
176	500 m	K1 Junior Men	SF3	09:06	Sunday	1.-3. -> FA, 4.-6. -> FB
177	500 m	K1 Boys	SF1	09:09	Sunday	1.-3. -> FA, 4.-6. -> FB
178	500 m	K1 Boys	SF2	09:12	Sunday	1.-3. -> FA, 4.-6. -> FB
179	500 m	K1 Boys	SF3	09:15	Sunday	1.-3. -> FA, 4.-6. -> FB
180	500 m	K1 Junior Women	SF1	09:18	Sunday	1.-3. -> FA, 4.-7. + 1 B.T. -> FB
181	500 m	K1 Junior Women	SF2	09:21	Sunday	1.-3. -> FA, 4.-7. + 1 B.T. -> FB
182	500 m	K1 Girls	SF1	09:24	Sunday	1.-3. -> FA, 4.-7. + 1 B.T. -> FB
183	500 m	K1 Girls	SF2	09:27	Sunday	1.-3. -> FA, 4.-7. + 1 B.T. -> FB
184	500 m	K1 Men U23	SF1	09:30	Sunday	1.-3. -> FA, 4.-7. + 1 B.T. -> FB
185	500 m	K1 Men U23	SF2	09:33	Sunday	1.-3. -> FA, 4.-7. + 1 B.T. -> FB
186	500 m	K1 Women U23	SF	09:36	Sunday	1.-3. -> F
187	500 m	C1 Junior Men	SF	09:39	Sunday	1.-3. -> F
188	500 m	C1 Boys	SF1	09:42	Sunday	1.-3. -> FA, 4.-7. + 1 B.T. -> FB
189	500 m	C1 Boys	SF2	09:45	Sunday	1.-3. -> FA, 4.-7. + 1 B.T. -> FB
190	500 m	K2 Junior Men	SF	10:00	Sunday	1.-3. -> F
191	500 m	K2 Boys	SF1	10:03	Sunday	1.-3. -> FA, 4.-7. + 1 B.T. -> FB
192	500 m	K2 Boys	SF2	10:06	Sunday	1.-3. -> FA, 4.-7. + 1 B.T. -> FB
193	500 m	K1 Men U23	FB	10:30	Sunday	
194	500 m	K1 Men U23	FA	10:35	Sunday	
195	500 m	C1 Men U23	F	10:40	Sunday	
196	500 m	K1 Women U23	F	10:45	Sunday	
197	500 m	K1 Junior Men	FB	11:05	Sunday	
198	500 m	K1 Junior Women	FB	11:10	Sunday	
199	500 m	K1 Junior Men	FA	11:15	Sunday	
200	500 m	C1 Junior Men	F	11:20	Sunday	
201	500 m	K1 Junior Women	FA	11:25	Sunday	
202	500 m	C1 Junior Women	F	11:30	Sunday	
203	500 m	K1 Boys	FB	11:45	Sunday	
204	500 m	C1 Boys	FB	11:50	Sunday	
205	500 m	K1 Girls	FB	11:55	Sunday	
206	500 m	K1 Boys	FA	12:00	Sunday	
207	500 m	C1 Boys	FA	12:05	Sunday	

Timetable

208	500 m	K1 Girls	FA	12:10	Sunday
209	500 m	C1 Girls	F	12:15	Sunday
210	500 m	K2 Men U23	F	13:00	Sunday
211	500 m	C2 Men U23	F	13:05	Sunday
212	500 m	K2 Women U23	F	13:10	Sunday
213	500 m	C2 Women U23	F	13:15	Canceled!
214	500 m	K2 Junior Men	F	13:35	Sunday
215	500 m	C2 Junior Men	F	13:40	Sunday
216	500 m	K2 Junior Women	F	13:45	Sunday
217	500 m	C2 Junior Women	F	13:50	Sunday
218	500 m	K2 Boys	FB	14:05	Sunday
219	500 m	K2 Boys	FA	14:10	Sunday
220	500 m	C2 Boys	F	14:15	Sunday
221	500 m	K2 Girls	F	14:20	Sunday
222	500 m	C1 Women U23	F	14:25	Sunday
223	500 m	C2 Girls	F	14:25	Sunday
224	500 m	K4 Men U23	F	14:45	Sunday
225	500 m	C4 Men U23	F	15:00	Sunday
226	500 m	K4 Women U23	F	15:00	Sunday
227	500 m	K4 Junior Men	F	15:15	Sunday
228	500 m	C4 Junior Men	F	15:20	Sunday
229	500 m	K4 Junior Women	F	15:30	Sunday
230	500 m	C4 Junior Women	F	15:35	Sunday
231	500 m	K4 Boys	F	15:45	Sunday
232	500 m	C4 Boys	F	15:50	Sunday
233	500 m	C4 Girls	F	15:50	Sunday
234	500 m	K4 Girls	F	16:00	Sunday

0001	K1 Junior Men		H1	200 m	Friday	08:30
1.	2	Schroller Romeo (18)	GER	37,700		
2.	6	Sulak Muhammet Emin (17)	TUR	39,240	+1,540	
3.	5	Borucki Alex (18)	POL	39,800	+2,100	
4.	4	Ficza René (18)	SVK	40,440	+2,740	
5.	3	Apfel Martin (17)	SVB	40,460	+2,760	
6.	9	Voigt Ben-Luca (17)	GEC	41,840	+4,140	
7.	7	Hartmann Till (17)	CYP	42,540	+4,840	

1.-6. + 3 B.T. -> SF

1 **H1** 08:30, 2 **H2** 08:33, 3 **H3** 08:36, 4 **H4** 08:39,
128 **SF1** 10:33, 129 **SF2** 10:36, 130 **SF3** 10:39, 142 **FB** 11:48,
143 **FA** 11:52

0002	K1 Junior Men		H2	200 m	Friday	08:33
1.	7	Múka Jozef (18)	SVK	39,140		
2.	5	Holjevac Fran (17)	CRO	39,620	+0,480	
3.	3	Sarar Ali Kemal (18)	TUR	39,980	+0,840	
4.	6	Meus Marcel (17)	POL	40,020	+0,880	
5.	4	Hoeckberg Tim (17)	GEC	40,180	+1,040	
6.	8	Steuernagel Arthur (17)	GEC	40,300	+1,160	
7.	9	Kutiš Lucas (18)	SVB	40,540	+1,400	
8.	2	Fazekas Adrián (18)	SVB	40,600	+1,460	

1.-6. + 3 B.T. -> SF

1 **H1** 08:30, 2 **H2** 08:33, 3 **H3** 08:36, 4 **H4** 08:39,
128 **SF1** 10:33, 129 **SF2** 10:36, 130 **SF3** 10:39, 142 **FB** 11:48,
143 **FA** 11:52

0003	K1 Junior Men		H3	200 m	Friday	08:36
1.	7	Kleinman Nevo (18)	ISR	38,940		
2.	3	Lepi Máté (18)	SVK	39,160	+0,220	
3.	4	Cerne Vid (18)	SLO	39,840	+0,900	
4.	2	Witzleb Theo (17)	GEC	40,240	+1,300	
5.	6	İnceci Berkay (17)	TUR	40,340	+1,400	
6.	8	May Christopher (17)	GEC	41,220	+2,280	









1.-6. + 3 B.T. -> SF

1 **H1** 08:30, 2 **H2** 08:33, 3 **H3** 08:36, 4 **H4** 08:39,
128 **SF1** 10:33, 129 **SF2** 10:36, 130 **SF3** 10:39, 142 **FB** 11:48,
143 **FA** 11:52

0004	K1 Junior Men		H4	200 m	Friday	08:39
1.	5	Usta Taha Erkam (18)	TUR	37,900		
2.	8	Nedotopa David (17)	GER	38,520	+0,620	
3.	6	Midloch Norbert (17)	POL	38,660	+0,760	
4.	3	Marsal Máté (17)	SVK	38,880	+0,980	
5.	7	Ramazanov Amil (17)	AZE	39,980	+2,080	
6.	2	Fritzsche Alexander (17)	GEC	40,440	+2,540	
7.	4	Valenta Štěpán (17)	CZE	40,600	+2,700	








1.-6. + 3 B.T. -> SF

1 **H1** 08:30, 2 **H2** 08:33, 3 **H3** 08:36, 4 **H4** 08:39,
128 **SF1** 10:33, 129 **SF2** 10:36, 130 **SF3** 10:39, 142 **FB** 11:48,
143 **FA** 11:52

0005	K1 Boys		H1	200 m	Friday	08:42
1.	8	Karahan Rahmi Kaan (16)	 TUR	38,860		
2.	4	Neumann Jonas (16)	 GEC	41,060	+2,200	
3.	7	Bratuz Savin (16)	 SLO	41,100	+2,240	
4.	2	Grüneich Norwin (16)	 GEC	42,020	+3,160	
5.	6	Kyriacou Antonis (15)	 CYP	42,340	+3,480	
6.	9	Lopata Matej (16)	 SVK	42,560	+3,700	
7.	3	Sobota Cristian (15)	 SVB	43,720	+4,860	
8.	5	Malikov Niyaz (16)	 AZE	44,320	+5,460	



1.-6. + 3 B.T. -> SF

5 **H1** 08:42, 6 **H2** 08:45, 7 **H3** 08:48, 8 **H4** 08:51,
132 **SF1** 10:45, 133 **SF2** 10:48, 134 **SF3** 10:51, 147 **FB** 12:24,
149 **FA** 12:32

0006	K1 Boys		H2	200 m	Friday	08:45
1.	5	Saraç Hasan (16)	 TUR	40,840		
2.	2	Schüler Finley (16)	 GEC	41,360	+0,520	
3.	4	Potočki Leon (16)	 CRO	41,600	+0,760	
4.	7	Cusin Anej (16)	 SLO	41,700	+0,860	
5.	6	Wulff Maarten (16)	 GEC	42,060	+1,220	
6.	9	Tapušik Tomáš (16)	 SVB	42,180	+1,340	
7.	3	Urban Šimon (15)	 SVB	43,060	+2,220	


1.-6. + 3 B.T. -> SF

5 **H1** 08:42, 6 **H2** 08:45, 7 **H3** 08:48, 8 **H4** 08:51,
132 **SF1** 10:45, 133 **SF2** 10:48, 134 **SF3** 10:51, 147 **FB** 12:24,
149 **FA** 12:32

0007	K1 Boys		H3	200 m	Friday	08:48
1.	3	Gavlíder Alex (16)	 SVK	40,160		
2.	2	Röwert Luis (16)	 GEC	41,000	+0,840	
3.	6	Gasperin Gregor (16)	 SLO	41,140	+0,980	
4.	4	Arnold Richardt (16)	 GEC	42,480	+2,320	
5.	5	Kuzma Jaroslav (16)	 SVB	43,640	+3,480	
6.	7	Ahmadov Giyas (16)	 AZE	43,880	+3,720	
7.	9	Kozlov Stepan (15)	 CYP	49,140	+8,980	

1.-6. + 3 B.T. -> SF

5 **H1** 08:42, 6 **H2** 08:45, 7 **H3** 08:48, 8 **H4** 08:51,
132 **SF1** 10:45, 133 **SF2** 10:48, 134 **SF3** 10:51, 147 **FB** 12:24,
149 **FA** 12:32

0008	K1 Boys		H4	200 m	Friday	08:51
1.	5	Hangya Samuel (16)	 SVK	40,940		
2.	7	Vizintin Ziga (15)	 SLO	41,120	+0,180	
3.	6	Barabáš Ondřej (16)	 CZE	41,300	+0,360	
4.	3	Hajizada Alimurad (15)	 AZE	41,880	+0,940	
5.	4	Liedtke Til (15)	 GEC	42,300	+1,360	
6.	2	Diederich Theo (16)	 GEC	43,440	+2,500	
7.	8	Jankech Filip (16)	 SVB	43,540	+2,600	

1.-6. + 3 B.T. -> SF

5 **H1** 08:42, 6 **H2** 08:45, 7 **H3** 08:48, 8 **H4** 08:51,
132 **SF1** 10:45, 133 **SF2** 10:48, 134 **SF3** 10:51, 147 **FB** 12:24,
149 **FA** 12:32

0009	K1 Junior Women			H1	200 m	Friday	08:54
1.	8	Nikolay Katharina (18)		GER	43,980		
2.	2	Zimnoch Dominika (18)		POL	44,220	+0,240	
3.	4	Hvojniová Nikola (18)		SVK	44,360	+0,380	
4.	7	Marlow Lucy (17)		GEC	46,260	+2,280	
5.	1	Schenk Emily (18)		AUT	46,840	+2,860	
6.	3	Hüfner Marieke (17)		GEC	46,880	+2,900	
7.	5	Amherd Ladina (18)		SUI	47,260	+3,280	
8.	6	Albrecht Kim Iva (17)		GEC	47,380	+3,400	
9.	9	Zendulková Klára (17)		CZE	47,840	+3,860	

1.-3. -> F, 4.-7. + 1 B.T. -> SF

9 **H1** 08:54, 10 **H2** 08:57, 131 **SF** 10:42, 145 **F** 12:04

0010	K1 Junior Women			H2	200 m	Friday	08:57
1.	2	Hermanussen Finja (18)		GER	43,180		
2.	8	Yildiz Özge Nas (17)		TUR	45,560	+2,380	
3.	3	Loba Wiktoria (17)		POL	45,660	+2,480	
4.	9	Pausch Lene (18)		GEC	46,080	+2,900	
5.	5	Unruh Maxi (18)		GEC	47,400	+4,220	
6.	4	Borárosová Viktória (17)		SVB	47,620	+4,440	
7.	6	Bedernjak Hana (17)		SLO	47,920	+4,740	
8.	7	Leonhardt Nele (18)		GEC	50,260	+7,080	

1.-3. -> F, 4.-7. + 1 B.T. -> SF

9 **H1** 08:54, 10 **H2** 08:57, 131 **SF** 10:42, 145 **F** 12:04

0011	K1 Men U23			H1	200 m	Friday	09:00
1.	6	Walulik Mikolaj (21)		POL	37,200		
2.	2	Ayakli Emircan (20)		TUR	37,380	+0,180	
3.	5	Donhauser Donat (22)		SUI	37,640	+0,440	
4.	4	Wyss Fynn (19)		SUI	38,800	+1,600	
5.	3	Jastrzab Kacper (19)		POL	38,860	+1,660	
6.	8	Podleiszek Filip (20)		SVK	39,140	+1,940	
7.	7	Konstantinidis Christoforos (20)		CYP	42,900	+5,700	







1.-3. -> F, 4.-7. + 1 B.T. -> SF

11 **H1** 09:00, 12 **H2** 09:03, 127 **SF** 10:30, 138 **F** 11:20

0012	K1 Men U23			H2	200 m	Friday	09:03
1.	7	Diethelm Silvan (20)		SUI	38,240		
2.	2	Doktorík Dominik (19)		SVK	38,620	+0,380	
3.	8	Muff Raphael (20)		SUI	38,700	+0,460	
4.	4	Sirotn Daniel (19)		CYP	39,360	+1,120	
5.	3	Walla Richard (19)		GEC	39,680	+1,440	
6.	5	Slowinski Pawel (19)		POL	39,940	+1,700	

7. 6 Carrington Corwin (21)  SVB **45,420** +7,180
 1.-3. -> F, 4.-7. + 1 B.T. -> SF 11 H1 09:00, 12 H2 09:03, 127 SF 10:30, 138 F 11:20

0013 **K1 Women U23** H1 200 m Friday **09:15**

1.	6	Sidová Bianka (20)	 SVK	42,480	
2.	4	Bugár Réka (20)	 SVK	42,900	+0,420
3.	8	Mielnik Anna (22)	 POL	43,380	+0,900
4.	7	Hadjicharalambous Savvia Kyriaki (22)	 CYP	44,720	+2,240
5.	3	Kaya Simge (19)	 TUR	45,460	+2,980
6.	5	Hänni Dina (19)	 SUI	48,480	+6,000






1.-3. + 3 B.T. -> F 13 H1 09:15, 14 H2 09:18, 140 F 11:28

0014 **K1 Women U23** H2 200 m Friday **09:18**

1.	5	Zemánková Hana (21)	 SVK	42,740	
2.	7	Gavorová Hana (19)	 SVK	43,880	+1,140
3.	6	Krajewska Julia (21)	 POL	43,920	+1,180
4.	4	Felban Lina (19)	 GEC	46,360	+3,620

1.-3. + 3 B.T. -> F 13 H1 09:15, 14 H2 09:18, 140 F 11:28

0015 **C1 Junior Men** H1 200 m Friday **09:21**

1.	8	Kalaber Artur (17)	 SVK	43,920	
2.	6	Krawiec Marcelli (18)	 POL	44,460	+0,540
3.	5	Quick Richard (18)	 GEC	45,380	+1,460
4.	4	Horák Štěpán (18)	 CZE	45,420	+1,500
5.	3	Neradil Ondřej (18)	 CZE	45,840	+1,920

1.-3. + 3 B.T. -> F 15 H1 09:21, 16 H2 09:24, 144 F 11:56


0016 **C1 Junior Men** H2 200 m Friday **09:24**

1.	7	Tanoussis Christos (18)	 GER	44,020	
2.	5	Rossi Scipio (18)	 GEC	44,780	+0,760
3.	3	Hirsch Robin (17)	 CZE	45,680	+1,660
4.	8	Struk Dominik (17)	 SVK	46,060	+2,040
5.	6	Seremak Aleksander (17)	 CAN	46,500	+2,480
6.	4	Ott Magnus (17)	 GEC	47,440	+3,420

1.-3. + 3 B.T. -> F 15 H1 09:21, 16 H2 09:24, 144 F 11:56

0017 **C1 Junior Women** H1 200 m Friday **09:27**

1.	8	Loske Carlotta (17)	 GER	49,460	
2.	4	Heidl Cheyenne (17)	 GER	51,420	+1,960
3.	6	Stodulska Jagoda (17)	 POL	52,680	+3,220
4.	7	Bónová Zoé (18)	 SVK	53,180	+3,720
5.	5	Lemke Lorena (17)	 GEC	54,460	+5,000

6.	3	Borchardt Isabell (18)		GEC	55,180	+5,720
-----------	----------	-------------------------------	---	------------	---------------	---------------





1.-3. + 3 B.T. -> F 17 **H1** 09:27, 18 **H2** 09:30, 146 **F** 12:08

0018 **C1 Junior Women** H2 200 m Friday **09:30**

1.	5	Soltynska Amelia (17)		POL	52,020	
2.	6	Lämmel Luise (18)		GEC	52,460	+0,440
3.	7	Noelke Larissa (18)		GER	52,540	+0,520
4.	4	Rużanowska Maja (17)		POL	55,640	+3,620
5.	3	Wagemann Leni (17)		GEC	56,340	+4,320

1.-3. + 3 B.T. -> F 17 **H1** 09:27, 18 **H2** 09:30, 146 **F** 12:08

0019 **C1 Boys** H1 200 m Friday **09:33**

1.	6	Hoppe Arthur (15)		GEC	45,700	
2.	7	Hollein Gustav (16)		SVK	45,880	+0,180
3.	1	Vangermain Vigo (15)		GEC	46,600	+0,900
4.	4	Oravec Alex (16)		SVB	47,260	+1,560
5.	2	Weber Emil (15)		GEC	47,400	+1,700
6.	3	Koubek Matúš (15)		SVK	47,720	+2,020
7.	8	Šunjić Petar (16)		CRO	47,780	+2,080
8.	5	Kirchbach Moritz (15)		GEC	48,800	+3,100
9.	9	Mosaikos Marios (15)		CYP	55,720	+10,020


1.-3. -> F, 4.-7. + 1 B.T. -> SF 19 **H1** 09:33, 20 **H2** 09:36, 135 **SF** 10:54, 150 **F** 12:36


0020 **C1 Boys** H2 200 m Friday **09:36**

1.	7	Haase Moritz (16)		GEC	45,880	
2.	1	Vandersee Arjen Myles (16)		GEC	47,940	+2,060
3.	4	Prehl Jonas (15)		GEC	48,240	+2,360
4.	3	Knotko Tobias (16)		SVK	48,300	+2,420
5.	9	Wendt Laurin (16)		GEC	48,780	+2,900
6.	5	Vičar Josef (15)		CZE	49,940	+4,060
7.	6	Dostál Marek (16)		SVK	50,000	+4,120
8.	8	Vician Maximilán (15)		SVK	50,260	+4,380
9.	2	Iakovou Eftychios (16)		CYP	1:01,580	+15,700

1.-3. -> F, 4.-7. + 1 B.T. -> SF 19 **H1** 09:33, 20 **H2** 09:36, 135 **SF** 10:54, 150 **F** 12:36

0021 **K1 Girls** H1 200 m Friday **09:39**

1.	7	Pisecka Julia (16)		POL	45,160	
2.	9	Michalska Anastazja (16)		POL	46,180	+1,020
3.	6	Markovičová Diana (15)		SVK	47,300	+2,140
4.	8	Holke Adele (16)		GEC	47,620	+2,460
5.	5	Fäh Malin (16)		SUI	47,700	+2,540
6.	4	Beier Ida (15)		GEC	48,260	+3,100
7.	3	Gajdošíková Eliška (16)		SVK	49,280	+4,120

8.	2	Nenadović Lara (16)		CRO	49,320	+4,160
-----------	----------	----------------------------	---	------------	---------------	---------------







1. -> FA, 2.-7. -> SF 21 **H1** 09:39, 22 **H2** 09:42, 23 **H3** 09:45, 136 **SF1** 10:57,
137 **SF2** 11:00, 148 **FB** 12:28, 151 **FA** 12:40

0022 **K1 Girls** H2 200 m Friday **09:42**

1.	4	Hanáková Lara (16)		SVK	45,960	
2.	3	Gruca Natalia (16)		POL	46,000	+0,040
3.	5	Küttner Anna (16)		GEC	48,020	+2,060
4.	7	Antunović Ema (15)		CRO	48,360	+2,400
5.	9	Plesnicar Eva (16)		SLO	49,140	+3,180
6.	8	Tóthová Adela (15)		SVK	50,620	+4,660
7.	6	Christou Marina Andriana (14)		CYP	53,620	+7,660



1. -> FA, 2.-7. -> SF 21 **H1** 09:39, 22 **H2** 09:42, 23 **H3** 09:45, 136 **SF1** 10:57,
137 **SF2** 11:00, 148 **FB** 12:28, 151 **FA** 12:40

0023 **K1 Girls** H3 200 m Friday **09:45**

1.	7	Borucka Oliwia (16)		POL	46,140	
2.	2	Heller Ciara (16)		GEC	46,880	+0,740
3.	3	Kováčová Alexandra (15)		SVK	47,240	+1,100
4.	4	Jakulin Zala (16)		SLO	47,600	+1,460
5.	8	Drozd Mariya (16)		ISR	48,500	+2,360
6.	6	Vučković Barbara (16)		CRO	49,620	+3,480

1. -> FA, 2.-7. -> SF 21 **H1** 09:39, 22 **H2** 09:42, 23 **H3** 09:45, 136 **SF1** 10:57,
137 **SF2** 11:00, 148 **FB** 12:28, 151 **FA** 12:40

0024 **C1 Girls** H1 200 m Friday **09:48**

1.	5	Werthaimerová Ema (16)		CZE	51,560	
2.	8	Marder Lia (16)		GEC	52,080	+0,520
3.	4	Burwig Marie (15)		GEC	53,160	+1,600
4.	7	Stehlík Vivien (16)		SVK	53,720	+2,160
5.	3	Nowak Sandra (15)		POL	53,980	+2,420
6.	6	Kratz Finja (16)		GEC	56,320	+4,760










1.-3. + 3 B.T. -> F 24 **H1** 09:48, 25 **H2** 09:51, 152 **F** 12:44

0025 **C1 Girls** H2 200 m Friday **09:51**

1.	5	Lahrsow Johanna (15)		GEC	51,600	
2.	6	Erhard Lilli (15)		GEC	52,700	+1,100
3.	4	Jiskrová Tereza (16)		CZE	53,900	+2,300
4.	3	Vasylenko Nadiia (15)		GEC	56,800	+5,200
5.	7	Galbavá Gloria (16)		SVB	58,340	+6,740

1.-3. + 3 B.T. -> F 24 **H1** 09:48, 25 **H2** 09:51, 152 **F** 12:44




0026 **K1 Junior Men** H1 1000 m Friday **10:10**

1.	5	Kubalski Mateusz (17)		POL	3:43,160	
2.	2	Schmiech Julian (18)		GER	3:44,260	+1,100
3.	7	Usta Taha Erkam (18)		TUR	3:46,020	+2,860
4.	6	Witzleb Theo (17)		GEC	3:47,340	+4,180
5.	4	Bergendi Marko (18)		SVK	3:47,420	+4,260
6.	1	Enns Luke (18)		CAN	3:48,580	+5,420
7.	8	Schultz Theodor (17)		GEC	3:48,780	+5,620
8.	3	Fazekas Adrián (18)		SVB	3:51,160	+8,000
9.	9	Egli Robin (17)		SUI	4:06,100	+22,940

1.-6. + 3 B.T. -> SF

26 **H1** 10:10, 27 **H2** 10:13, 28 **H3** 10:16, 29 **H4** 10:19,
54 **SF1** 13:30, 55 **SF2** 13:33, 56 **SF3** 13:36, 76 **FB** 16:00,
77 **FA** 16:06





0027 **K1 Junior Men** H2 1000 m Friday **10:13**

1.	1	Hirzel Sven (18)		SUI	3:48,400	
2.	4	İnceci Berkay (17)		TUR	3:48,900	+0,500
3.	9	Đurčo Oskar (17)		SVK	3:49,720	+1,320
4.	7	Mińczuk Kuba (18)		POL	3:50,080	+1,680
5.	6	Schewe Paavo (18)		GEC	3:52,540	+4,140
6.	8	Klima Michal (17)		SVB	3:56,860	+8,460
7.	3	Junker Roman (18)		GEC	3:57,460	+9,060
8.	5	Fritzsche Alexander (17)		GEC	3:59,100	+10,700
9.	2	Ramazanov Amil (17)		AZE	4:04,460	+16,060

1.-6. + 3 B.T. -> SF

26 **H1** 10:10, 27 **H2** 10:13, 28 **H3** 10:16, 29 **H4** 10:19,
54 **SF1** 13:30, 55 **SF2** 13:33, 56 **SF3** 13:36, 76 **FB** 16:00,
77 **FA** 16:06

0028 **K1 Junior Men** H3 1000 m Friday **10:16**







1.	9	Valenta Štěpán (17)		CZE	3:45,540	
2.	4	Lukáč Teo Peter (17)		SVK	3:48,640	+3,100
3.	2	Kleinman Nevo (18)		ISR	3:49,820	+4,280
4.	8	Ebel Elias (18)		GEC	3:49,880	+4,340
5.	1	Kragelj Jure (18)		SLO	3:50,620	+5,080
6.	3	Sarar Ali Kemal (18)		TUR	3:51,300	+5,760
7.	5	Klimo Michal (18)		SVB	3:53,020	+7,480
8.	6	Briedl Tim (17)		AUT	3:53,720	+8,180
9.	7	Voigt Ben-Luca (17)		GEC	3:58,700	+13,160

1.-6. + 3 B.T. -> SF

26 **H1** 10:10, 27 **H2** 10:13, 28 **H3** 10:16, 29 **H4** 10:19,
54 **SF1** 13:30, 55 **SF2** 13:33, 56 **SF3** 13:36, 76 **FB** 16:00,
77 **FA** 16:06

0029 **K1 Junior Men** H4 1000 m Friday **10:19**

1.	7	Borucki Alex (18)		POL	3:40,540	
2.	8	Hoiss Vincent (18)		GER	3:48,100	+7,560

3.	5	Szabó Maximilián (18)	 SVK	3:50,600	+10,060
4.	4	Bábik Martin (18)	 SVK	3:55,000	+14,460
5.	6	Muff Matthias (18)	 SUI	3:56,480	+15,940
6.	3	May Christopher (17)	 GEC	4:02,180	+21,640
7.	2	Hoeckberg Tim (17)	 GEC	4:14,840	+34,300
8.	9	Hartmann Till (17)	 CYP	4:22,920	+42,380

1.-6. + 3 B.T. -> SF

26 **H1** 10:10, 27 **H2** 10:13, 28 **H3** 10:16, 29 **H4** 10:19,
54 **SF1** 13:30, 55 **SF2** 13:33, 56 **SF3** 13:36, 76 **FB** 16:00,
77 **FA** 16:06

0030 **K1 Boys** H1 1000 m Friday **10:22**

1.	6	Kaźmierczak Mikołaj (16)	 POL	3:51,520	
2.	1	Tege Lars Alexander (16)	 GEC	3:52,800	+1,280
3.	7	Arnold Richardt (16)	 GEC	3:56,440	+4,920
4.	5	Profanter Lukas (16)	 AUT	3:56,760	+5,240
5.	9	Tapušik Tomáš (16)	 SVB	3:59,280	+7,760
6.	2	Hangya Samuel (16)	 SVK	3:59,920	+8,400
7.	3	Palijan Filip (16)	 SLO	4:04,620	+13,100
8.	8	Kyriacou Antonis (15)	 CYP	4:10,440	+18,920
9.	10	Kozlov Stepan (15)	 CYP	4:25,840	+34,320

1.-6. + 3 B.T. -> SF

30 **H1** 10:22, 31 **H2** 10:25, 32 **H3** 10:28, 33 **H4** 10:31,
57 **SF1** 13:39, 58 **SF2** 13:42, 59 **SF3** 13:45, 79 **FB** 16:18,
80 **FA** 16:24

0031 **K1 Boys** H2 1000 m Friday **10:25**

1.	7	Csides Milo Maria (15)	 GEC	3:55,840	
2.	9	Bartolčič Jakub (16)	 SVK	3:56,420	+0,580
3.	6	Hajizada Alimurad (15)	 AZE	4:01,620	+5,780
4.	4	Neumann Jonas (16)	 GEC	4:02,600	+6,760
5.	2	Jurkovic Gaber (16)	 SLO	4:04,040	+8,200
6.	3	Gavlíder Alex (16)	 SVK	4:05,580	+9,740
7.	8	Sobota Cristian (15)	 SVB	4:06,260	+10,420
8.	1	Milas Philipp (16)	 GEC	4:07,560	+11,720
9.	10	Vašek Alexander (16)	 SVB	4:16,940	+21,100
10.	5	Preseren Brine (16)	 SLO	4:18,100	+22,260

1.-6. + 3 B.T. -> SF

30 **H1** 10:22, 31 **H2** 10:25, 32 **H3** 10:28, 33 **H4** 10:31,
57 **SF1** 13:39, 58 **SF2** 13:42, 59 **SF3** 13:45, 79 **FB** 16:18,
80 **FA** 16:24

0032 **K1 Boys** H3 1000 m Friday **10:28**

1.	3	Karahan Rahmi Kaan (16)	 TUR	3:51,540	
2.	1	Genrich Matwej (16)	 GEC	3:52,440	+0,900
3.	7	Liedtke Til (15)	 GEC	4:02,840	+11,300
4.	4	Degner Julius (16)	 GEC	4:04,680	+13,140
5.	9	Sekerák Matúš (16)	 SVK	4:04,840	+13,300

6.	6	Ivancic Tilen (16)		SLO	4:07,160	+15,620
7.	5	Malikov Niyaz (16)		AZE	4:08,460	+16,920
8.	2	Bratuz Savin (16)		SLO	4:15,980	+24,440

1.-6. + 3 B.T. -> SF

30 **H1** 10:22, 31 **H2** 10:25, 32 **H3** 10:28, 33 **H4** 10:31,
57 **SF1** 13:39, 58 **SF2** 13:42, 59 **SF3** 13:45, 79 **FB** 16:18,
80 **FA** 16:24

0033 **K1 Boys** H4 1000 m Friday **10:31**

1.	3	Grüneich Norwin (16)		GEC	3:56,500	
2.	9	Kocúr Tomáš (15)		SVK	3:57,500	+1,000
3.	6	Saraç Hasan (16)		TUR	3:58,000	+1,500
4.	7	Szot Paweł (16)		POL	3:59,200	+2,700
5.	2	Barchmann Adrian (16)		GEC	4:00,920	+4,420
6.	8	Becker Maxim (15)		SVB	4:01,820	+5,320
7.	5	Cusin Anej (16)		SLO	4:02,240	+5,740
8.	4	Kuzma Jaroslav (16)		SVB	4:06,460	+9,960
9.	1	Potočki Leon (16)		CRO	4:12,100	+15,600

1.-6. + 3 B.T. -> SF

30 **H1** 10:22, 31 **H2** 10:25, 32 **H3** 10:28, 33 **H4** 10:31,
57 **SF1** 13:39, 58 **SF2** 13:42, 59 **SF3** 13:45, 79 **FB** 16:18,
80 **FA** 16:24

0034 **K1 Junior Women** H1 1000 m Friday **10:34**

1.	9	Kliment Leni (18)		GER	4:13,820	
2.	8	Kot Julia (18)		POL	4:16,820	+3,000
3.	6	Minarovičová Ema (17)		SVK	4:23,280	+9,460
4.	5	Bedernjak Hana (17)		SLO	4:26,240	+12,420
5.	4	Mészárosóvá Nela (17)		SVB	4:28,340	+14,520
6.	3	Dreager Fenja (17)		GEC	4:31,140	+17,320
7.	2	Duffy Phoebe (17)		GEC	4:52,540	+38,720

1.-3. -> F, 4.-7. + 1 B.T. -> SF

34 **H1** 10:34, 35 **H2** 10:37, 60 **SF** 13:48, 78 **F** 16:12










0035 **K1 Junior Women** H2 1000 m Friday **10:37**







1.	1	Heuser Caroline (17)		GER	4:08,140	
2.	5	Reinwardt Nele (17)		GER	4:13,420	+5,280
3.	4	Szeliga Aleksandra (18)		POL	4:21,180	+13,040
4.	7	Hüfner Marieke (17)		GEC	4:25,980	+17,840
5.	6	Amherd Ladina (18)		SUI	4:26,380	+18,240
6.	8	Zendulková Klára (17)		CZE	4:30,240	+22,100
7.	2	Marlow Lucy (17)		GEC	4:33,440	+25,300
8.	3	Kováčová Andrea (17)		SVB	4:57,760	+49,620







1.-3. -> F, 4.-7. + 1 B.T. -> SF

34 **H1** 10:34, 35 **H2** 10:37, 60 **SF** 13:48, 78 **F** 16:12

0036	K1 Men U23		H1	1000 m	Friday	10:49
1.	3	Patrik Kövesdi (21)	 HUN	3:41,420		
2.	1	Današ Matej (21)	 SVK	3:43,240	+1,820	
3.	4	Tóth Lúdvít (19)	 SVK	3:45,120	+3,700	
4.	5	Farkaš Tomáš (19)	 SVB	3:48,500	+7,080	
5.	6	Gawłowski Jakub (20)	 POL	3:48,840	+7,420	
6.	9	Sirotin Daniel (19)	 CYP	3:49,240	+7,820	
7.	2	Golovitskiy Denis (19)	 ISR	3:50,640	+9,220	
8.	7	Stojkovič David (20)	 SVB	3:51,000	+9,580	
9.	8	Valikhanov Jeyhun (19)	 AZE	4:01,020	+19,600	
1.-3. -> F, 4.-7. + 1 B.T. -> SF			36 H1 10:49, 37 H2 10:52, 61 SF 13:51, 75 F 15:38			

0037	K1 Men U23		H2	1000 m	Friday	10:52
1.	3	Lauper Luca (19)	 SUI	3:40,880		
2.	6	Ujvári Marko (23)	 SVK	3:42,460	+1,580	
3.	2	Rybanský Daniel (21)	 SVK	3:42,620	+1,740	
4.	4	Ben Yosef Aran (20)	 ISR	3:45,000	+4,120	
5.	9	Walla Richard (19)	 GEC	3:47,300	+6,420	
6.	5	Burko Tomasz (20)	 POL	3:49,160	+8,280	
7.	1	Jastrząb Kacper (19)	 POL	3:49,320	+8,440	
8.	7	Antal Matej (19)	 SVB	3:57,300	+16,420	
9.	8	Konstantinidis Christoforos (20)	 CYP	4:05,000	+24,120	
1.-3. -> F, 4.-7. + 1 B.T. -> SF			36 H1 10:49, 37 H2 10:52, 61 SF 13:51, 75 F 15:38			

0038	C1 Junior Men		H1	1000 m	Friday	10:55
1.	5	Poklepa Rafal (18)	 POL	4:15,500		
2.	6	Hirsch Robin (17)	 CZE	4:18,600	+3,100	
3.	4	Wetzel Paul (18)	 GER	4:19,900	+4,400	
4.	7	Novák Jan (18)	 CZE	4:22,460	+6,960	
5.	8	Kalaber Artur (17)	 SVK	4:26,060	+10,560	
6.	3	Struk Dominik (17)	 SVK	4:27,840	+12,340	
1.-3. + 3 B.T. -> F			38 H1 10:55, 39 H2 10:58, 70 F 15:08			

0039	C1 Junior Men		H2	1000 m	Friday	10:58
1.	8	Becker Konrad (18)	 GER	4:07,720		
2.	6	Nováček Martin (17)	 CZE	4:09,320	+1,600	
3.	3	Friedrich Leonard (18)	 GER	4:10,660	+2,940	
4.	4	Kubica Krystian (18)	 POL	4:12,080	+4,360	
5.	5	Ott Magnus (17)	 GEC	4:23,680	+15,960	
6.	7	Lokšík Alan (17)	 SVK	4:28,420	+20,700	
1.-3. + 3 B.T. -> F			38 H1 10:55, 39 H2 10:58, 70 F 15:08			

0040	C1 Boys		H1	1000 m	Friday	11:01
1.	6	Dekowski Oskar (16)	POL	4:20,920		
2.	3	Vandersee Arjen Myles (16)	GEC	4:34,740	+13,820	
3.	5	Weber Emil (15)	GEC	4:37,180	+16,260	
4.	2	Hollein Gustav (16)	SVK	4:47,980	+27,060	
5.	8	Vičar Josef (15)	CZE	4:55,460	+34,540	
6.	4	Kukučka Marek (16)	SVK	5:09,680	+48,760	
7.	7	Iakovou Eftychios (16)	CYP	5:35,120	+1:14,200	

1. -> FA, 2.-7. -> SF

40 H1 11:01, 41 H2 11:04, 42 H3 11:07, 62 SF1 13:54,
63 SF2 13:57, 73 FB 15:26, 74 FA 15:32

0041	C1 Boys		H2	1000 m	Friday	11:04
1.	4	Hoppe Arthur (15)	GEC	4:16,280		
2.	5	Martynenko Danilo (16)	CZE	4:17,060	+0,780	
3.	7	Prehl Jonas (15)	GEC	4:38,020	+21,740	
4.	3	Kirchbach Moritz (15)	GEC	4:47,400	+31,120	
5.	8	Gibas Viktor (16)	SVB	4:56,960	+40,680	
6.	6	Knotko Tobias (16)	SVK	5:07,260	+50,980	

1. -> FA, 2.-7. -> SF

40 H1 11:01, 41 H2 11:04, 42 H3 11:07, 62 SF1 13:54,
63 SF2 13:57, 73 FB 15:26, 74 FA 15:32

0042	C1 Boys		H3	1000 m	Friday	11:07
1.	4	Haase Moritz (16)	GEC	4:21,420		
2.	7	Stanek Kacper (16)	POL	4:25,240	+3,820	
3.	8	Vangermain Vigo (15)	GEC	4:28,320	+6,900	
4.	6	Koubek Matúš (15)	SVK	4:28,620	+7,200	
5.	3	Wendt Laurin (16)	GEC	4:44,240	+22,820	
6.	5	Mosaikos Marios (15)	CYP	5:16,070	+54,650	

1. -> FA, 2.-7. -> SF

40 H1 11:01, 41 H2 11:04, 42 H3 11:07, 62 SF1 13:54,
63 SF2 13:57, 73 FB 15:26, 74 FA 15:32

0043	K1 Girls		H1	1000 m	Friday	11:10
1.	6	Holke Adele (16)	GEC	4:30,040		
2.	7	Purath Marianne (16)	GEC	4:31,720	+1,680	
3.	5	Rusová Daniela (15)	SVK	4:39,040	+9,000	
4.	4	Mořovská Alexandra (16)	SVB	4:43,640	+13,600	
5.	9	Drozd Mariya (16)	ISR	4:47,400	+17,360	
6.	2	Christou Marina Andriana (14)	CYP	5:25,660	+55,620	






1.-3. -> F, 4.-7. + 1 B.T. -> SF

43 H1 11:10, 44 H2 11:13, 64 SF 14:00, 81 F 16:30






0044	K1 Girls		H2	1000 m	Friday	11:13
1.	2	Zabel Sandra (16)	POL	4:23,860		
2.	7	Beier Ida (15)	GEC	4:24,000	+0,140	

3.	8	Gruca Natalia (16)		POL	4:24,220	+0,360
4.	5	Bílková Michaela (16)		CZE	4:31,500	+7,640
5.	4	Fäh Malin (16)		SUI	4:39,240	+15,380
6.	3	Hermann Hanna (16)		GEC	4:44,300	+20,440
7.	9	Matejbusová Alexandra (15)		SVB	4:46,460	+22,600

1.-3. -> F, 4.-7. + 1 B.T. -> SF 43 **H1** 11:10, 44 **H2** 11:13, 64 **SF** 14:00, 81 **F** 16:30

0045	C1 Girls		H1	1000 m	Friday	11:16
1.	3	Werthaimerová Ema (16)		CZE	4:51,120	
2.	8	Erhard Lilli (15)		GEC	4:55,380	+4,260
3.	7	Lahrsow Johanna (15)		GEC	5:00,560	+9,440
4.	5	Rassak Martyna (15)		POL	5:06,600	+15,480
5.	4	Stehlík Vivien (16)		SVK	5:07,980	+16,860
6.	6	Vasylenko Nadiia (15)		GEC	5:23,860	+32,740

1.-3. + 3 B.T. -> F 45 **H1** 11:16, 46 **H2** 11:19, 72 **F** 15:20

0046	C1 Girls		H2	1000 m	Friday	11:19
1.	6	Burwig Marie (15)		GEC	5:00,660	
2.	5	Nowak Sandra (15)		POL	5:01,660	+1,000
3.	4	Marder Lia (16)		GEC	5:04,420	+3,760
4.	3	Kratz Finja (16)		GEC	5:17,480	+16,820
5.	7	Galbavá Gloria (16)		SVB	5:30,040	+29,380

1.-3. + 3 B.T. -> F 45 **H1** 11:16, 46 **H2** 11:19, 72 **F** 15:20

0047	K2 Junior Men		H1	1000 m	Friday	11:50
1.	8	Engeln Linus (17) Methner Tim-Ole (17)		GER	3:27,040	
2.	7	Midloch Norbert (17) Szymczak Piotr (17)		POL	3:27,160	+0,120
3.	3	Lepi Máté (18) Szabó Maximilián (18)		SVK	3:32,980	+5,940
4.	5	Fritzsche Alexander (17) Witzleb Theo (17)		GEC	3:37,200	+10,160
5.	2	Bergendi Marko (18) Đurčo Oskar (17)		SVK	3:40,440	+13,400
6.	9	Junker Roman (18) Schewe Paavo (18)		GEC	3:51,280	+24,240
7.	6	Apfel Martin (17) Klima Michal (17)		SVB	4:05,700	+38,660

1.-3. -> F, 4.-7. + 1 B.T. -> SF 47 **H1** 11:50, 48 **H2** 11:53, 65 **SF** 14:30, 95 **F** 18:20

0048	K2 Junior Men		H2	1000 m	Friday	11:53
1.	5	Bertram Ferdinand (17) Gessert Timo (17)	GER	3:29,080		
2.	3	Bábik Martin (18) Marsal Máté (17)	SVK	3:30,200	+1,120	
3.	2	Mińczuk Kuba (18) Orczykowski Szymon (17)	POL	3:30,540	+1,460	
4.	4	Ebel Elias (18) Schultz Theodor (17)	GEC	3:35,780	+6,700	
5.	7	Kot Mikolaj (18) Meus Marcel (17)	POL	3:37,780	+8,700	
6.	6	Ficza René (18) Fazekas Adrián (18)	SVK SVB	3:41,740	+12,660	
7.	8	Steuernagel Arthur (17) Voigt Ben-Luca (17)	GEC	3:45,020	+15,940	

1.-3. -> F, 4.-7. + 1 B.T. -> SF 47 **H1** 11:50, 48 **H2** 11:53, 65 **SF** 14:30, 95 **F** 18:20

0049	K2 Boys		H1	1000 m	Friday	11:56
1.	2	Kaźmierczak Mikołaj (16) Szot Paweł (16)	POL	3:31,700		
2.	4	Barabáš Ondřej (16) Tischer Vojtěch (16)	CZE	3:34,920	+3,220	
3.	5	Csides Milo Maria (15) Röwert Luis (16)	GEC	3:35,280	+3,580	
4.	3	Tóth Michal (16) Lopata Matej (16)	SVB SVK	3:39,580	+7,880	
5.	6	Koblet Nico (16) Wyss Marc (16)	SUI	3:42,720	+11,020	
6.	7	Milas Philipp (16) Wulff Maarten (16)	GEC	3:44,820	+13,120	
7.	8	Vašek Alexander (16) Šmahel Oliver (16)	SVB	3:52,000	+20,300	

1. -> FA, 2.-7. -> SF 49 **H1** 11:56, 50 **H2** 11:59, 51 **H3** 12:02, 66 **SF1** 14:33,
67 **SF2** 14:36, 91 **FB** 17:56, 92 **FA** 18:02

0050	K2 Boys		H2	1000 m	Friday	11:59
1.	6	Genrich Matwej (16) Grüneich Norwin (16)	GEC	3:37,260		
2.	2	Bartolčíč Jakub (16) Sekerák Matúš (16)	SVK	3:37,620	+0,360	
3.	5	Schüler Finley (16) Tege Lars Alexander (16)	GEC	3:48,920	+11,660	

4.	7	Bachmann Sebastian (15) Imoberdorf Nino (15)	 SUI	3:50,140	+12,880
5.	4	Arnold Richardt (16) Neumann Jonas (16)	 GEC	3:50,500	+13,240
6.	8	Uhrík Jakub (15) Urban Šimon (15)	 SVB	3:52,200	+14,940
7.	3	Palijan Filip (16) Preseren Brine (16)	 SLO	3:52,860	+15,600

1. -> FA, 2.-7. -> SF

49 **H1** 11:56, 50 **H2** 11:59, 51 **H3** 12:02, 66 **SF1** 14:33,
67 **SF2** 14:36, 91 **FB** 17:56, 92 **FA** 18:02

0051	K2 Boys		H3	1000 m	Friday	12:02
1.	5	Witkowski Szymon (15) Zawistowski Damian (16)	 POL	3:37,660		
2.	4	Degner Julius (16) Diederich Theo (16)	 GEC	3:42,760	+5,100	
3.	8	Barchmann Adrian (16) Liedtke Til (15)	 GEC	3:44,420	+6,760	
4.	6	Barczy Lukáš (15) Hájek Filip (15)	 SVB	3:46,780	+9,120	
5.	7	Ivancic Tilen (16) Jurkovic Gaber (16)	 SLO	3:50,700	+13,040	
6.	2	Gasperin Gregor (16) Vizintin Ziga (15)	 SLO	3:53,300	+15,640	
7.	3	Becker Maxim (15) Kunc Jakub (16)	 SVB	3:53,820	+16,160	

1. -> FA, 2.-7. -> SF

49 **H1** 11:56, 50 **H2** 11:59, 51 **H3** 12:02, 66 **SF1** 14:33,
67 **SF2** 14:36, 91 **FB** 17:56, 92 **FA** 18:02

0052	K2 Junior Women		H1	1000 m	Friday	12:05
1.	3	Wieclawska Zofia (18) Zimnoch Dominika (18)	 POL	4:01,140		
2.	2	Loba Wiktoria (17) Piasecka Julia (16)	 POL	4:02,980	+1,840	
3.	8	Albrecht Kim Iva (17) Zendt Amy (18)	 GEC	4:07,680	+6,540	
4.	4	Borárosová Viktória (17) Mészárosóvá Nela (17)	 SVB	4:17,320	+16,180	
5.	6	Dreager Fenja (17) Leonhardt Nele (18)	 GEC	4:20,640	+19,500	

1.-3. + 3 B.T. -> F

52 **H1** 12:05, 53 **H2** 12:08, 90 **F** 17:50

0053	K2 Junior Women		H2	1000 m	Friday	12:08
1.	8	Karvan Işılsu (17) Yıldız Özge Nas (17)	TUR	3:53,780		
2.	3	Köntopp Liv-Grete (17) Pausch Lene (18)	GEC	3:54,200	+0,420	
3.	6	Kuinke Ricka (18) Schuck Ivana (17)	GER	3:55,340	+1,560	
4.	4	Rynkiewicz Zuzanna (17) Łuczak Maja (17)	POL	3:56,680	+2,900	
5.	7	Bílková Michalea (17) Zendulková Klára (17)	CZE	4:06,000	+12,220	
6.	5	Marlow Lucy (17) Unruh Maxi (18)	GEC	4:09,280	+15,500	

1.-3. + 3 B.T. -> F 52 **H1** 12:05, 53 **H2** 12:08, 90 **F** 17:50

0054	K1 Junior Men		SF1	1000 m	Friday	13:30
1.	5	Kubalski Mateusz (17)	POL	3:40,860		
2.	3	Szabó Maximilián (18)	SVK	3:42,000	+1,140	
3.	6	Lukáč Teo Peter (17)	SVK	3:43,040	+2,180	
4.	7	Bábik Martin (18)	SVK	3:43,180	+2,320	
5.	4	İnceci Berkay (17)	TUR	3:47,660	+6,800	
6.	2	Kragelj Jure (18)	SLO	3:48,700	+7,840	
7.	8	Bergendi Marko (18)	SVK	3:50,200	+9,340	
8.	9	Schultz Theodor (17)	GEC	3:51,140	+10,280	
9.	1	Klima Michal (17)	SVB	4:05,800	+24,940	

1.-3. -> FA, 4.-6. -> FB 26 **H1** 10:10, 27 **H2** 10:13, 28 **H3** 10:16, 29 **H4** 10:19,
54 **SF1** 13:30, 55 **SF2** 13:33, 56 **SF3** 13:36, 76 **FB** 16:00,
77 **FA** 16:06

0055	K1 Junior Men		SF2	1000 m	Friday	13:33
1.	4	Hoiss Vincent (18)	GER	3:40,780		
2.	6	Usta Taha Erkam (18)	TUR	3:41,240	+0,460	
3.	5	Hirzel Sven (18)	SUI	3:45,020	+4,240	
4.	8	Schewe Paavo (18)	GEC	3:47,740	+6,960	
5.	3	Kleinman Nevo (18)	ISR	3:47,840	+7,060	
6.	9	May Christopher (17)	GEC	3:49,400	+8,620	
7.	2	Witzleb Theo (17)	GEC	3:49,780	+9,000	
8.	7	Ebel Elias (18)	GEC	3:52,540	+11,760	
9.	1	Fazekas Adrián (18)	SVB	4:17,060	+36,280	

1.-3. -> FA, 4.-6. -> FB 26 **H1** 10:10, 27 **H2** 10:13, 28 **H3** 10:16, 29 **H4** 10:19,
54 **SF1** 13:30, 55 **SF2** 13:33, 56 **SF3** 13:36, 76 **FB** 16:00,
77 **FA** 16:06

0056 **K1 Junior Men** SF3 1000 m Friday **13:36**

1.	5	Borucki Alex (18)	 POL	3:35,540	
2.	6	Schmiech Julian (18)	 GER	3:42,680	+7,140
3.	4	Valenta Štěpán (17)	 CZE	3:43,240	+7,700
4.	1	Enns Luke (18)	 CAN	3:43,660	+8,120
5.	3	Đurčo Oskar (17)	 SVK	3:49,620	+14,080
6.	2	Muff Matthias (18)	 SUI	3:50,080	+14,540
7.	8	Sarar Ali Kemal (18)	 TUR	3:50,840	+15,300
8.	7	Mińczuk Kuba (18)	 POL	3:54,060	+18,520
9.	9	Klimo Michal (18)	 SVB	3:54,140	+18,600

1.-3. -> FA, 4.-6. -> FB

26 **H1** 10:10, 27 **H2** 10:13, 28 **H3** 10:16, 29 **H4** 10:19,
54 **SF1** 13:30, 55 **SF2** 13:33, 56 **SF3** 13:36, 76 **FB** 16:00,
77 **FA** 16:06








0057 **K1 Boys** SF1 1000 m Friday **13:39**

1.	5	Kaźmierczak Mikołaj (16)	 POL	3:47,900	
2.	4	Bartolčič Jakub (16)	 SVK	3:49,500	+1,600
3.	7	Szot Paweł (16)	 POL	3:49,660	+1,760
4.	6	Genrich Matwej (16)	 GEC	3:51,700	+3,800
5.	8	Tapušik Tomáš (16)	 SVB	3:57,700	+9,800
6.	2	Sekerák Matúš (16)	 SVK	4:00,380	+12,480
7.	9	Cusin Anej (16)	 SLO	4:02,480	+14,580
8.	3	Saraç Hasan (16)	 TUR	4:03,540	+15,640
9.	1	Gavlíder Alex (16)	 SVK	4:10,440	+22,540

1.-3. -> FA, 4.-6. -> FB

30 **H1** 10:22, 31 **H2** 10:25, 32 **H3** 10:28, 33 **H4** 10:31,
57 **SF1** 13:39, 58 **SF2** 13:42, 59 **SF3** 13:45, 79 **FB** 16:18,
80 **FA** 16:24

0058 **K1 Boys** SF2 1000 m Friday **13:42**

1.	4	Kocúr Tomáš (15)	 SVK	3:52,200	
2.	5	Csides Milo Maria (15)	 GEC	3:53,040	+0,840
3.	6	Arnold Richardt (16)	 GEC	3:54,300	+2,100
4.	2	Profanter Lukas (16)	 AUT	3:57,840	+5,640
5.	8	Jurkovic Gaber (16)	 SLO	3:58,340	+6,140
6.	3	Liedtke Til (15)	 GEC	4:02,420	+10,220
7.	7	Degner Julius (16)	 GEC	4:04,780	+12,580
8.	9	Becker Maxim (15)	 SVB	4:07,580	+15,380
9.	1	Palijan Filip (16)	 SLO	4:09,520	+17,320

1.-3. -> FA, 4.-6. -> FB

30 **H1** 10:22, 31 **H2** 10:25, 32 **H3** 10:28, 33 **H4** 10:31,
57 **SF1** 13:39, 58 **SF2** 13:42, 59 **SF3** 13:45, 79 **FB** 16:18,
80 **FA** 16:24

0059 **K1 Boys** SF3 1000 m Friday **13:45**










1.	4	Karahan Rahmi Kaan (16)	 TUR	3:46,120	
2.	5	Grüneich Norwin (16)	 GEC	3:50,700	+4,580

3.	6	Tege Lars Alexander (16)		GEC	3:52,220	+6,100
4.	7	Neumann Jonas (16)		GEC	3:54,720	+8,600
5.	1	Hangya Samuel (16)		SVK	3:59,560	+13,440
6.	2	Barchmann Adrian (16)		GEC	4:01,980	+15,860
7.	9	Sobota Cristian (15)		SVB	4:05,240	+19,120
8.	3	Hajizada Alimurad (15)		AZE	4:05,400	+19,280
9.	8	Ivancic Tilen (16)		SLO	4:06,240	+20,120

1.-3. -> FA, 4.-6. -> FB

30 **H1** 10:22, 31 **H2** 10:25, 32 **H3** 10:28, 33 **H4** 10:31,
57 **SF1** 13:39, 58 **SF2** 13:42, 59 **SF3** 13:45, 79 **FB** 16:18,
80 **FA** 16:24

0060 **K1 Junior Women** SF 1000 m Friday **13:48**

1.	5	Bedernjak Hana (17)		SLO	4:23,500	
2.	2	Dreager Fenja (17)		GEC	4:24,660	+1,160
3.	4	Hüfner Marieke (17)		GEC	4:27,020	+3,520
4.	6	Mészárosóvá Nela (17)		SVB	4:27,920	+4,420
5.	7	Zendulková Klára (17)		CZE	4:28,340	+4,840
6.	3	Amherd Ladina (18)		SUI	4:29,660	+6,160
7.	1	Marlow Lucy (17)		GEC	4:30,700	+7,200
8.	8	Duffy Phoebe (17)		GEC	4:39,900	+16,400
9.	9	Kováčová Andrea (17)		SVB	4:48,820	+25,320

1.-3. -> F

34 **H1** 10:34, 35 **H2** 10:37, 60 **SF** 13:48, 78 **F** 16:12

0061 **K1 Men U23** SF 1000 m Friday **13:51**

1.	6	Gawlowski Jakub (20)		POL	3:42,500	
2.	7	Burko Tomasz (20)		POL	3:42,860	+0,360
3.	3	Walla Richard (19)		GEC	3:45,500	+3,000
4.	4	Ben Yosef Aran (20)		ISR	3:45,800	+3,300
5.	1	Jastrzab Kacper (19)		POL	3:46,160	+3,660
6.	8	Golovitskiy Denis (19)		ISR	3:47,760	+5,260
7.	2	Sirotin Daniel (19)		CYP	3:49,980	+7,480
8.	5	Farkaš Tomáš (19)		SVB	3:50,220	+7,720
9.	9	Stojkovič David (20)		SVB	3:55,660	+13,160

1.-3. -> F

36 **H1** 10:49, 37 **H2** 10:52, 61 **SF** 13:51, 75 **F** 15:38

0062 **C1 Boys** SF1 1000 m Friday **13:54**

1.	5	Vandersee Arjen Myles (16)		GEC	4:25,260	
2.	4	Prehl Jonas (15)		GEC	4:27,480	+2,220
3.	6	Vangermain Vigo (15)		GEC	4:27,720	+2,460
4.	3	Koubek Matúš (15)		SVK	4:30,340	+5,080
5.	7	Hollein Gustav (16)		SVK	4:52,180	+26,920
6.	2	Gibas Viktor (16)		SVB	4:56,840	+31,580
7.	1	Kukučka Marek (16)		SVK	5:00,000	+34,740
8.	8	Mosaikos Marios (15)		CYP	5:19,440	+54,180

1.-3. -> FA, 4.-7. + 1 B.T. -> FB

40 **H1** 11:01, 41 **H2** 11:04, 42 **H3** 11:07, 62 **SF1** 13:54,
63 **SF2** 13:57, 73 **FB** 15:26, 74 **FA** 15:32








0063 **C1 Boys** SF2 1000 m Friday **13:57**

1.	5	Martynenko Danilo (16)		CZE	4:24,540	
2.	4	Stanek Kacper (16)		POL	4:26,260	+1,720
3.	6	Weber Emil (15)		GEC	4:32,680	+8,140
4.	2	Wendt Laurin (16)		GEC	4:36,340	+11,800
5.	3	Kirchbach Moritz (15)		GEC	4:39,320	+14,780
6.	7	Vičar Josef (15)		CZE	5:00,340	+35,800
7.	8	Knotko Tobias (16)		SVK	5:14,200	+49,660
8.	1	Iakovou Eftychios (16)		CYP	5:47,300	+1:22,760

1.-3. -> FA, 4.-7. + 1 B.T. -> FB

40 **H1** 11:01, 41 **H2** 11:04, 42 **H3** 11:07, 62 **SF1** 13:54,
63 **SF2** 13:57, 73 **FB** 15:26, 74 **FA** 15:32

0064 **K1 Girls** SF 1000 m Friday **14:00**

1.	7	Hermann Hanna (16)		GEC	4:30,760	
2.	4	Bílková Michaela (16)		CZE	4:34,120	+3,360
3.	5	Mořovská Alexandra (16)		SVB	4:39,480	+8,720
4.	3	Fäh Malin (16)		SUI	4:41,580	+10,820
5.	6	Drozd Mariya (16)		ISR	4:41,920	+11,160
6.	1	Matejbusová Alexandra (15)		SVB	5:03,840	+33,080
7.	2	Christou Marina Andriana (14)		CYP	5:09,580	+38,820

1.-3. -> F

43 **H1** 11:10, 44 **H2** 11:13, 64 **SF** 14:00, 81 **F** 16:30

0065 **K2 Junior Men** SF 1000 m Friday **14:30**

1.	1	Steuernagel Arthur (17) Voigt Ben-Luca (17)		GEC	3:29,820	
2.	3	Kot Mikolaj (18) Meus Marcel (17)		POL	3:30,320	+0,500
3.	4	Ebel Elias (18) Schultz Theodor (17)		GEC	3:30,340	+0,520
4.	6	Bergendi Marko (18) Đurčo Oskar (17)		SVK	3:30,520	+0,700
5.	7	Ficza René (18) Fazekas Adrián (18)		SVK SVB	3:34,540	+4,720
6.	2	Junker Roman (18) Schewe Paavo (18)		GEC	3:34,720	+4,900
7.	5	Fritzsche Alexander (17) Witzleb Theo (17)		GEC	3:36,180	+6,360
8.	8	Apfel Martin (17) Klíma Michal (17)		SVB	3:42,240	+12,420

1.-3. -> F

47 **H1** 11:50, 48 **H2** 11:53, 65 **SF** 14:30, 95 **F** 18:20

0066	K2 Boys		SF1	1000 m	Friday	14:33
1.	4	Schüler Finley (16) Tege Lars Alexander (16)	 GEC	3:31,340		
2.	5	Barabáš Ondřej (16) Tischer Vojtěch (16)	 CZE	3:31,620	+0,280	
3.	2	Arnold Richardt (16) Neumann Jonas (16)	 GEC	3:32,340	+1,000	
4.	7	Tóth Michal (16) Lopata Matej (16)	SVB SVK	3:33,040	+1,700	
5.	6	Barchmann Adrian (16) Liedtke Til (15)	 GEC	3:39,740	+8,400	
6.	1	Milas Philipp (16) Wulff Maarten (16)	 GEC	3:41,680	+10,340	
7.	8	Gasperin Gregor (16) Vizintin Ziga (15)	 SLO	3:43,740	+12,400	
8.	9	Palijan Filip (16) Preseren Brine (16)	 SLO	3:43,900	+12,560	
9.	3	Barczy Lukáš (15) Hájek Filip (15)	 SVB	3:50,740	+19,400	

1.-3. -> FA, 4.-7. + 1 B.T. -> FB








49 **H1** 11:56, 50 **H2** 11:59, 51 **H3** 12:02, 66 **SF1** 14:33,
67 **SF2** 14:36, 91 **FB** 17:56, 92 **FA** 18:02

0067	K2 Boys		SF2	1000 m	Friday	14:36
1.	6	Csides Milo Maria (15) Röwert Luis (16)	 GEC	3:36,740		
2.	5	Bartolčíč Jakub (16) Sekerák Matúš (16)	 SVK	3:38,800	+2,060	
3.	4	Degner Julius (16) Diederich Theo (16)	 GEC	3:40,260	+3,520	
4.	7	Koblet Nico (16) Wyss Marc (16)	 SUI	3:41,200	+4,460	
5.	2	Ivancic Tilen (16) Jurkovic Gaber (16)	 SLO	3:42,320	+5,580	
6.	1	Vašek Alexander (16) Šmahel Oliver (16)	 SVB	3:43,300	+6,560	
7.	8	Uhrík Jakub (15) Urban Šimon (15)	 SVB	3:43,860	+7,120	
8.	9	Becker Maxim (15) Kunc Jakub (16)	 SVB	3:44,000	+7,260	
9.	3	Bachmann Sebastian (15) Imoberdorf Nino (15)	 SUI	3:44,520	+7,780	

1.-3. -> FA, 4.-7. + 1 B.T. -> FB

49 **H1** 11:56, 50 **H2** 11:59, 51 **H3** 12:02, 66 **SF1** 14:33,
67 **SF2** 14:36, 91 **FB** 17:56, 92 **FA** 18:02

0068	C1 Men U23		F	1000 m	Friday	14:50
1.	3	Kizek Peter (22)		SVK	4:01,860	
2.	5	Strýček Eduard (23)		SVK	4:03,720	+1,860
3.	2	Çiktay Bedirhan (21)		TUR	4:04,580	+2,720
4.	6	Zank Malte (19)		GEC	4:09,300	+7,440
5.	7	Ružič Patrik (19)		SVK	4:12,660	+10,800
6.	8	Askerov Pasha (20)		AZE	4:29,820	+27,960
7.	4	Psočný Adam (20)		SVB	4:46,840	+44,980
0069	K1 Women U23		F	1000 m	Friday	14:56
1.	3	Sidová Bianka (20)		SVK	4:01,700	
2.	5	Blazejczak Zuzanna (20)		POL	4:05,200	+3,500
3.	2	Kurpan Joanna (20)		POL	4:08,280	+6,580
4.	8	Kaya Simgé (19)		TUR	4:08,980	+7,280
5.	7	Hadjicharalambous Savvia Kyriaki (22)		CYP	4:18,600	+16,900
6.	4	Felban Lina (19)		GEC	4:26,020	+24,320
0070	C1 Junior Men		F	1000 m	Friday	15:08
1.	4	Becker Konrad (18)		GER	4:01,340	
2.	5	Poklepa Rafal (18)		POL	4:01,940	+0,600
3.	6	Nováček Martin (17)		CZE	4:05,140	+3,800
4.	2	Friedrich Leonard (18)		GER	4:06,140	+4,800
5.	3	Hirsch Robin (17)		CZE	4:07,280	+5,940
6.	7	Wetzel Paul (18)		GER	4:09,620	+8,280
7.	8	Kubica Krystian (18)		POL	4:11,500	+10,160
8.	9	Ott Magnus (17)		GEC	4:23,480	+22,140
9.	1	Novák Jan (18)		CZE	4:28,920	+27,580
38 H1 10:55, 39 H2 10:58, 70 F 15:08						
0071	C1 Junior Women		F	1000 m	Friday	15:14
1.	7	Marcinkowska Amelia (17)		POL	4:45,520	
2.	6	Noelke Larissa (18)		GER	4:48,240	+2,720
3.	5	Gerchel Selina (18)		GER	4:49,600	+4,080
4.	9	Lämmel Luise (18)		GEC	4:53,320	+7,800
5.	8	Kowalak Agata (18)		POL	4:54,680	+9,160
6.	1	Lemke Lorena (17)		GEC	5:01,540	+16,020
7.	3	Bónová Zoé (18)		SVK	5:10,200	+24,680
8.	4	Borchardt Isabell (18)		GEC	5:13,660	+28,140
9.	2	Wagemann Leni (17)		GEC	5:16,120	+30,600
0072	C1 Girls		F	1000 m	Friday	15:20
1.	5	Werthaimerová Ema (16)		CZE	4:42,920	
2.	3	Erhard Lilli (15)		GEC	4:45,700	+2,780

3.	7	Lahrsow Johanna (15)		GEC	4:46,960	+4,040
4.	4	Burwig Marie (15)		GEC	4:50,880	+7,960
5.	2	Marder Lia (16)		GEC	4:54,440	+11,520
6.	6	Nowak Sandra (15)		POL	4:57,140	+14,220
7.	8	Rassak Martyna (15)		POL	5:05,420	+22,500
8.	1	Stehlík Vivien (16)		SVK	5:06,960	+24,040
9.	9	Kratz Finja (16)		GEC	5:15,000	+32,080

45 **H1** 11:16, 46 **H2** 11:19, 72 **F** 15:20

0073 **C1 Boys** FB 1000 m Friday **15:26**

1.	5	Koubek Matúš (15)		SVK	4:29,340	
2.	3	Hollein Gustav (16)		SVK	4:32,380	+3,040
3.	4	Wendt Laurin (16)		GEC	4:32,640	+3,300
4.	6	Kirchbach Moritz (15)		GEC	4:37,160	+7,820
5.	2	Vičar Josef (15)		CZE	4:45,920	+16,580
6.	8	Knotko Tobias (16)		SVK	4:50,080	+20,740
7.	7	Gibas Viktor (16)		SVB	4:54,940	+25,600
8.	1	Kukučka Marek (16)		SVK	4:56,200	+26,860
9.	9	Mosaikos Marios (15)		CYP	5:09,600	+40,260

40 **H1** 11:01, 41 **H2** 11:04, 42 **H3** 11:07, 62 **SF1** 13:54,
63 **SF2** 13:57, 73 **FB** 15:26, 74 **FA** 15:32

0074 **C1 Boys** FA 1000 m Friday **15:32**

1.	5	Dekowski Oskar (16)		POL	4:09,140	
2.	6	Haase Moritz (16)		GEC	4:09,960	+0,820
3.	7	Martynenko Danilo (16)		CZE	4:11,400	+2,260
4.	4	Hoppe Arthur (15)		GEC	4:12,180	+3,040
5.	1	Vangermain Vigo (15)		GEC	4:21,560	+12,420
6.	3	Vandersee Arjen Myles (16)		GEC	4:23,940	+14,800
7.	2	Stanek Kacper (16)		POL	4:25,560	+16,420
8.	9	Weber Emil (15)		GEC	4:28,640	+19,500
9.	8	Prehl Jonas (15)		GEC	4:36,440	+27,300

40 **H1** 11:01, 41 **H2** 11:04, 42 **H3** 11:07, 62 **SF1** 13:54,
63 **SF2** 13:57, 73 **FB** 15:26, 74 **FA** 15:32

0075 **K1 Men U23** F 1000 m Friday **15:38**

1.	4	Lauper Luca (19)		SUI	3:36,100	
2.	3	Današ Matej (21)		SVK	3:37,900	+1,800
3.	5	Patrik Kövesdi (21)		HUN	3:38,120	+2,020
4.	2	Rybanský Daniel (21)		SVK	3:38,500	+2,400
5.	8	Gawłowski Jakub (20)		POL	3:40,900	+4,800
6.	6	Ujvári Marko (23)		SVK	3:41,240	+5,140
7.	1	Burko Tomasz (20)		POL	3:41,440	+5,340
8.	7	Tóth Ľudovít (19)		SVK	3:45,040	+8,940

9. 9 Walla Richard (19)  GEC **3:49,440** +13,340
 36 **H1** 10:49, 37 **H2** 10:52, 61 **SF** 13:51, 75 **F** 15:38

0076 **K1 Junior Men** FB 1000 m Friday **16:00**

1.	4	Enns Luke (18)	 CAN	3:44,780	
2.	3	Kleinman Nevo (18)	 ISR	3:46,780	+2,000
3.	5	Bábik Martin (18)	 SVK	3:47,700	+2,920
4.	7	İnceci Berkay (17)	 TUR	3:48,380	+3,600
5.	6	Schewe Paavo (18)	 GEC	3:50,480	+5,700
6.	8	Đurčo Oskar (17)	 SVK	3:51,160	+6,380
7.	2	Kragelj Jure (18)	 SLO	3:53,580	+8,800
8.	9	Muff Matthias (18)	 SUI	3:57,500	+12,720
9.	1	May Christopher (17)	 GEC	3:57,540	+12,760

26 **H1** 10:10, 27 **H2** 10:13, 28 **H3** 10:16, 29 **H4** 10:19,
 54 **SF1** 13:30, 55 **SF2** 13:33, 56 **SF3** 13:36, 76 **FB** 16:00,
 77 **FA** 16:06

0077 **K1 Junior Men** FA 1000 m Friday **16:06**

1.	6	Borucki Alex (18)	 POL	3:36,440	
2.	4	Hoiss Vincent (18)	 GER	3:39,260	+2,820
3.	5	Kubalski Mateusz (17)	 POL	3:39,680	+3,240
4.	7	Usta Taha Erkam (18)	 TUR	3:39,780	+3,340
5.	2	Schmiech Julian (18)	 GER	3:44,160	+7,720
6.	1	Hirzel Sven (18)	 SUI	3:44,920	+8,480
7.	9	Valenta Štěpán (17)	 CZE	3:45,060	+8,620
8.	3	Szabó Maximilián (18)	 SVK	3:46,940	+10,500
9.	8	Lukáč Teo Peter (17)	 SVK	3:49,660	+13,220

26 **H1** 10:10, 27 **H2** 10:13, 28 **H3** 10:16, 29 **H4** 10:19,
 54 **SF1** 13:30, 55 **SF2** 13:33, 56 **SF3** 13:36, 76 **FB** 16:00,
 77 **FA** 16:06

0078 **K1 Junior Women** F 1000 m Friday **16:12**

1.	4	Heuser Caroline (17)	 GER	4:02,700	
2.	6	Reinwardt Nele (17)	 GER	4:05,180	+2,480
3.	5	Kliment Leni (18)	 GER	4:08,080	+5,380
4.	3	Kot Julia (18)	 POL	4:09,320	+6,620
5.	7	Minarovičová Ema (17)	 SVK	4:22,560	+19,860
6.	2	Szeliga Aleksandra (18)	 POL	4:24,020	+21,320
7.	8	Bedernjak Hana (17)	 SLO	4:26,620	+23,920
8.	9	Hüfner Marieke (17)	 GEC	4:27,600	+24,900
9.	1	Dreager Fenja (17)	 GEC	4:30,040	+27,340

34 **H1** 10:34, 35 **H2** 10:37, 60 **SF** 13:48, 78 **F** 16:12

0079	K1 Boys		FB	1000 m	Friday	16:18
1.	5	Genrich Matwej (16)	GEC	3:54,640		
2.	4	Neumann Jonas (16)	GEC	3:56,520	+1,880	
3.	3	Jurkovic Gaber (16)	SLO	3:58,520	+3,880	
4.	6	Profanter Lukas (16)	AUT	3:59,060	+4,420	
5.	7	Tapušík Tomáš (16)	SVB	3:59,100	+4,460	
6.	2	Sekerák Matúš (16)	SVK	4:00,840	+6,200	
7.	8	Hangya Samuel (16)	SVK	4:02,560	+7,920	
8.	9	Barchmann Adrian (16)	GEC	4:03,380	+8,740	
9.	1	Liedtke Til (15)	GEC	4:04,520	+9,880	

30 **H1** 10:22, 31 **H2** 10:25, 32 **H3** 10:28, 33 **H4** 10:31,
57 **SF1** 13:39, 58 **SF2** 13:42, 59 **SF3** 13:45, 79 **FB** 16:18,
80 **FA** 16:24

0080	K1 Boys		FA	1000 m	Friday	16:24
1.	6	Karahan Rahmi Kaan (16)	TUR	3:44,280		
2.	5	Kaźmierczak Mikołaj (16)	POL	3:44,940	+0,660	
3.	8	Szot Paweł (16)	POL	3:45,500	+1,220	
4.	2	Grüneich Norwin (16)	GEC	3:45,660	+1,380	
5.	4	Kocúr Tomáš (15)	SVK	3:49,080	+4,800	
6.	9	Tege Lars Alexander (16)	GEC	3:49,720	+5,440	
7.	3	Bartolčič Jakub (16)	SVK	3:50,280	+6,000	
8.	7	Csides Milo Maria (15)	GEC	3:50,660	+6,380	
9.	1	Arnold Richardt (16)	GEC	3:51,840	+7,560	

30 **H1** 10:22, 31 **H2** 10:25, 32 **H3** 10:28, 33 **H4** 10:31,
57 **SF1** 13:39, 58 **SF2** 13:42, 59 **SF3** 13:45, 79 **FB** 16:18,
80 **FA** 16:24

0081	K1 Girls		F	1000 m	Friday	16:30
1.	4	Zabel Sandra (16)	POL	4:17,160		
2.	2	Gruca Natalia (16)	POL	4:17,600	+0,440	
3.	3	Purath Marianne (16)	GEC	4:23,320	+6,160	
4.	5	Holke Adele (16)	GEC	4:23,520	+6,360	
5.	1	Bílková Michaela (16)	CZE	4:26,880	+9,720	
6.	7	Rusová Daniela (15)	SVK	4:29,740	+12,580	
7.	6	Beier Ida (15)	GEC	4:29,760	+12,600	
8.	8	Hermann Hanna (16)	GEC	4:32,880	+15,720	
9.	9	Moťovská Alexandra (16)	SVB	4:37,920	+20,760	

43 **H1** 11:10, 44 **H2** 11:13, 64 **SF** 14:00, 81 **F** 16:30

0082	K2 Women U23		F	1000 m	Friday	16:56
1.	7	Bugár Réka (20)	SVK	3:43,400		
		Sidová Bianka (20)				

2.	5	Jaskolska Martyna (19) Marczewska Weronika (21)	 POL	3:43,740	+0,340
3.	6	Gavorová Hana (19) Zemánková Hana (21)	 SVK	3:46,200	+2,800
4.	3	Felban Lina (19) Pausch Lene (18)	 GEC	3:59,200	+15,800

0083 **C2 Women U23** F 1000 m **Canceled!** **17:02**

0084 **C2 Men U23** F 1000 m Friday **17:08**

1.	1	Findeisen Daniel (19) Zank Malte (19)	 GEC	4:05,380	
-----------	---	--	---	-----------------	--

0085 **C2 Junior Men** F 1000 m Friday **17:08**

1.	8	Nováček Martin (17) Příkopa Vít (17)	 CZE	3:46,860	
2.	3	Grambow Hannes (18) Tanoussis Christos (18)	 GER	3:47,920	+1,060
3.	4	Quick Richard (18) Rossi Scipio (18)	 GEC	3:48,260	+1,400
4.	7	Krawiec Marcelli (18) Michalak Antoni (18)	 POL	3:48,680	+1,820
5.	5	Kubica Krystian (18) Wilga Aleks (17)	 POL	3:57,360	+10,500
6.	6	Neradil Ondřej (18) Novák Jan (18)	 CZE	4:08,120	+21,260

0086 **C2 Junior Women** F 1000 m Friday **17:14**

1.	7	Loske Carlotta (18) Strobel Lykka (17)	 GER	4:20,420	
2.	3	Marcinkowska Amelia (17) Stodulska Jagoda (17)	 POL	4:27,580	+7,160
3.	4	Gerchel Selina (18) Heidl Cheyenne (17)	 GER	4:31,420	+11,000
4.	5	Kowalak Agata (18) Rużanowska Maja (17)	 POL	4:37,160	+16,740
5.	8	Lemke Lorena (17) Lämmel Luise (18)	 GEC	4:44,200	+23,780
6.	6	Borchardt Isabell (18) Wagemann Leni (17)	 GEC	4:54,140	+33,720

0087 **C2 Boys** F 1000 m Friday **17:20**

1.	3	Haase Moritz (16) Hoppe Arthur (15)	 GEC	3:54,880	
-----------	---	--	---	-----------------	--


2.	4	Dekowski Oskar (16) Stanek Kacper (16)	 POL	3:57,980	+3,100
3.	9	Vandersee Arjen Myles (16) Vangermain Vigo (15)	 GEC	3:58,120	+3,240
4.	2	Prehl Jonas (15) Weber Emil (15)	 GEC	4:04,740	+9,860
5.	8	Kirchbach Moritz (15) Wendt Laurin (16)	 GEC	4:08,140	+13,260
6.	6	Gibas Viktor (16) Knotko Tobias (16)	SVB SVK	4:40,480	+45,600
7.	5	Iakovou Eftychios (16) Mosaikos Marios (15)	 CYP	5:30,120	+1:35,240
-	7	Dostál Marek (16) Hollein Gustav (16)	 SVK	DSQ	trať

0088 **C1 Women U23** F 1000 m Friday **17:26**


1. 9 Óri Laura (19)  SVK **5:08,840**

0089 **C2 Girls** F 1000 m Friday **17:26**

1. 3 Jiskrová Tereza (16)
Werthaimerová Ema (16)  CZE **4:28,520**

2. 4 Burwig Marie (15)
Erhard Lilli (15)  GEC **4:35,920** +7,400


3. 5 Kratz Finja (16)
Marder Lia (16)  GEC **4:41,920** +13,400

4. 7 Lahrsov Johanna (15)
Vasylenko Nadiia (15)  GEC **4:50,220** +21,700


- 6 Nowak Sandra (15)
Rassak Martyna (15)  POL **DNS** *neštartoval*

0090 **K2 Junior Women** F 1000 m Friday **17:50**


1. 5 Wieclawska Zofia (18)
Zimnoch Dominika (18)  POL **3:57,320**




2. 2 Kuinke Ricka (18)
Schuck Ivana (17)  GER **4:00,240** +2,920

3. 3 Loba Wiktoria (17)
Piasecka Julia (16)  POL **4:01,500** +4,180

4. 8 Rynkiewicz Zuzanna (17)
Łuczak Maja (17)  POL **4:02,680** +5,360

5. 4 Karvan Işılsu (17)
Yıldiz Özge Nas (17)  TUR **4:02,760** +5,440

6. 6 Köntopp Liv-Grete (17)
Pausch Lene (18)  GEC **4:03,740** +6,420

7.	7	Albrecht Kim Iva (17) Zendt Amy (18)	 GEC	4:06,600	+9,280
8.	1	Bílková Michalea (17) Zendulková Klára (17)	 CZE	4:15,980	+18,660
9.	9	Marlow Lucy (17) Unruh Maxi (18)	 GEC	4:19,400	+22,080

52 **H1** 12:05, 53 **H2** 12:08, 90 **F** 17:50




0091 **K2 Boys** FB 1000 m Friday **17:56**

1.	5	Tóth Michal (16) Lopata Matej (16)	SVB SVK	3:47,560	
2.	7	Milas Philipp (16) Wulff Maarten (16)	 GEC	3:49,240	+1,680
3.	6	Ivancic Tilen (16) Jurkovic Gaber (16)	 SLO	3:50,820	+3,260
4.	4	Koblet Nico (16) Wyss Marc (16)	 SUI	3:52,040	+4,480
5.	8	Uhrík Jakub (15) Urban Šimon (15)	 SVB	3:53,620	+6,060
6.	2	Vašek Alexander (16) Šmahel Oliver (16)	 SVB	3:53,760	+6,200
7.	9	Palijan Filip (16) Preseren Brine (16)	 SLO	3:56,600	+9,040
8.	3	Barchmann Adrian (16) Liedtke Til (15)	 GEC	3:57,100	+9,540
9.	1	Gasperin Gregor (16) Vizintin Ziga (15)	 SLO	4:08,500	+20,940

49 **H1** 11:56, 50 **H2** 11:59, 51 **H3** 12:02, 66 **SF1** 14:33,
67 **SF2** 14:36, 91 **FB** 17:56, 92 **FA** 18:02




0092 **K2 Boys** FA 1000 m Friday **18:02**

1.	7	Csides Milo Maria (15) Röwert Luis (16)	 GEC	3:43,920	
2.	6	Witkowski Szymon (15) Zawistowski Damian (16)	 POL	3:44,160	+0,240
3.	5	Kaźmierczak Mikołaj (16) Szot Paweł (16)	 POL	3:44,620	+0,700
4.	1	Arnold Richardt (16) Neumann Jonas (16)	 GEC	3:45,480	+1,560
5.	8	Barabáš Ondřej (16) Tischer Vojtěch (16)	 CZE	3:46,920	+3,000
6.	3	Schüler Finley (16) Tege Lars Alexander (16)	 GEC	3:51,940	+8,020



7.	9	Degner Julius (16) Diederich Theo (16)	 GEC	3:52,800	+8,880
8.	2	Bartolčíč Jakub (16) Sekerák Matúš (16)	 SVK	3:56,340	+12,420
9.	4	Genrich Matweij (16) Grüneich Norwin (16)	 GEC	3:57,840	+13,920

49 **H1** 11:56, 50 **H2** 11:59, 51 **H3** 12:02, 66 **SF1** 14:33,
67 **SF2** 14:36, 91 **FB** 17:56, 92 **FA** 18:02

0093	K2 Girls		F	1000 m	Friday	18:08
1.	1	Borucka Oliwia (16) Michalska Anastazja (16)	 POL	4:16,260		
2.	7	Beier Ida (15) Holke Adele (16)	 GEC	4:17,340	+1,080	
3.	8	Rusová Daniela (15) Tóthová Adela (15)	 SVK	4:22,000	+5,740	
4.	9	Jakulin Zala (16) Plesnicar Eva (16)	 SLO	4:23,080	+6,820	
5.	2	Hermann Hanna (16) Küttner Anna (16)	 GEC	4:23,560	+7,300	
6.	4	Heller Ciara (16) Purath Marianne (16)	 GEC	4:23,920	+7,660	
7.	3	Nenadović Lara (15) Vučković Barbara (16)	 CRO	4:29,240	+12,980	
8.	5	Bartolčíčová Natália (16) Matejbusová Alexandra (15)	 SVB	4:44,540	+28,280	

0094	K2 Men U23		F	1000 m	Friday	18:14
1.	5	Kukučka Juraj (20) Rybanský Daniel (21)	 SVK	3:33,100		
2.	4	Doktorík Dominik (19) Tóth Ľudovít (19)	 SVK	3:33,940	+0,840	
3.	6	Burko Tomasz (20) Gawlowski Jakub (20)	 POL	3:38,540	+5,440	

0095	K2 Junior Men		F	1000 m	Friday	18:20
1.	5	Engeln Linus (17) Methner Tim-Ole (17)	 GER	3:29,400		
2.	3	Midloch Norbert (17) Szymczak Piotr (17)	 POL	3:30,340	+0,940	
3.	6	Bábik Martin (18) Marsal Máté (17)	 SVK	3:31,360	+1,960	
4.	4	Bertram Ferdinand (17) Gessert Timo (17)	 GER	3:33,320	+3,920	

5.	2	Mińczuk Kuba (18) Orczykowski Szymon (17)	 POL	3:34,700	+5,300
6.	9	Ebel Elias (18) Schultz Theodor (17)	 GEC	3:40,980	+11,580
7.	7	Lepi Máté (18) Szabó Maximilián (18)	 SVK	3:41,400	+12,000
8.	1	Kot Mikolaj (18) Meus Marcel (17)	 POL	3:44,600	+15,200
9.	8	Steuernagel Arthur (17) Voigt Ben-Luca (17)	 GEC	3:48,260	+18,860

47 **H1** 11:50, 48 **H2** 11:53, 65 **SF** 14:30, 95 **F** 18:20

0096 **K1 Men U23** H1 500 m Saturday **08:30**

1.	1	Donhauser Donat (22)	 SUI	1:45,720	
2.	3	Nowacki Marcin (22)	 POL	1:46,280	+0,560
3.	7	Ayakli Emircan (20)	 TUR	1:46,580	+0,860
4.	2	Tóth Ľudovít (19)	 SVK	1:46,840	+1,120
5.	6	Walla Richard (19)	 GEC	1:47,860	+2,140
6.	4	Muff Raphael (20)	 SUI	1:48,940	+3,220
7.	8	Kukučka Juraj (20)	 SVK	1:50,900	+5,180
8.	5	Valikhanov Jeyhun (19)	 AZE	1:54,980	+9,260
9.	9	Carrington Corwin (21)	 SVB	2:10,540	+24,820

1. -> FA, 2.-7. -> SF

96 **H1** 08:30, 97 **H2** 08:33, 98 **H3** 08:36, 184 **SF1** 09:30,
185 **SF2** 09:33, 193 **FB** 10:30, 194 **FA** 10:35

0097 **K1 Men U23** H2 500 m Saturday **08:33**



1.	7	Lauper Luca (19)	 SUI	1:44,220	
2.	5	Doktorík Dominik (19)	 SVK	1:47,000	+2,780
3.	4	Današ Matej (21)	 SVK	1:47,800	+3,580
4.	6	Rybanský Daniel (21)	 SVK	1:47,920	+3,700
5.	2	Jastrząb Kacper (19)	 POL	1:51,360	+7,140
6.	9	Farkaš Tomáš (19)	 SVB	1:51,800	+7,580
7.	8	Züllig Maurus (20)	 SUI	1:54,200	+9,980
8.	3	Konstantinidis Christoforos (20)	 CYP	1:57,820	+13,600

1. -> FA, 2.-7. -> SF

96 **H1** 08:30, 97 **H2** 08:33, 98 **H3** 08:36, 184 **SF1** 09:30,
185 **SF2** 09:33, 193 **FB** 10:30, 194 **FA** 10:35

0098 **K1 Men U23** H3 500 m Saturday **08:36**








1.	9	Ujvári Marko (23)	 SVK	1:46,300	
2.	8	Wyss Fynn (19)	 SUI	1:47,540	+1,240
3.	7	Podleiszek Filip (20)	 SVK	1:48,880	+2,580
4.	4	Burko Tomasz (20)	 POL	1:49,000	+2,700
5.	2	Ben Yosef Aran (20)	 ISR	1:49,120	+2,820
6.	6	Diethelm Silvan (20)	 SUI	1:49,240	+2,940

7.	3	Sirotin Daniel (19)	 CYP	1:49,660	+3,360
8.	5	Stojkovič David (20)	 SVB	1:51,760	+5,460

1. -> FA, 2.-7. -> SF

96 **H1** 08:30, 97 **H2** 08:33, 98 **H3** 08:36, 184 **SF1** 09:30,
185 **SF2** 09:33, 193 **FB** 10:30, 194 **FA** 10:35

0099 **K1 Women U23** H1 500 m Saturday **08:39**

1.	7	Sidová Bianka (20)	 SVK	1:58,380	
2.	2	Zemánková Hana (21)	 SVK	2:01,420	+3,040
3.	5	Bugár Réka (20)	 SVK	2:01,740	+3,360
4.	6	Kaya Simge (19)	 TUR	2:02,840	+4,460
5.	8	Kurpan Joanna (20)	 POL	2:03,240	+4,860
6.	4	Felban Lina (19)	 GEC	2:11,380	+13,000
7.	3	Hänni Dina (19)	 SUI	2:15,640	+17,260

1.-3. -> F, 4.-7. + 1 B.T. -> SF

99 **H1** 08:39, 100 **H2** 08:42, 186 **SF** 09:36, 196 **F** 10:45

0100 **K1 Women U23** H2 500 m Saturday **08:42**

1.	4	Krajewska Julia (21)	 POL	2:00,100	
2.	7	Mielnik Anna (22)	 POL	2:01,340	+1,240
3.	3	Gavorová Hana (19)	 SVK	2:02,440	+2,340
4.	6	Hadjicharalambous Savvia Kyriaki (22)	 CYP	2:03,920	+3,820
5.	5	Švecová Romana (19)	 SVK	2:04,460	+4,360
6.	8	Husáriková Diana (20)	 SVB	2:14,420	+14,320

1.-3. -> F, 4.-7. + 1 B.T. -> SF

99 **H1** 08:39, 100 **H2** 08:42, 186 **SF** 09:36, 196 **F** 10:45

0101 **K1 Junior Men** H1 500 m Saturday **08:45**

1.	4	Borucki Alex (18)	 POL	1:47,500	
2.	3	Hoiss Vincent (18)	 GER	1:48,700	+1,200
3.	7	Marsal Máté (17)	 SVK	1:49,180	+1,680
4.	8	Valenta Štěpán (17)	 CZE	1:52,080	+4,580
5.	6	Ďurčo Oskar (17)	 SVK	1:53,520	+6,020
6.	2	Briedl Tim (17)	 AUT	1:53,980	+6,480
7.	9	Egli Robin (17)	 SUI	1:56,300	+8,800
8.	5	Fritzsche Alexander (17)	 GEC	1:56,360	+8,860

1.-5. + 2 B.T. -> SF








101 **H1** 08:45, 102 **H2** 08:48, 103 **H3** 08:51, 104 **H4** 08:54,
105 **H5** 08:57, 174 **SF1** 09:00, 175 **SF2** 09:03, 176 **SF3** 09:06,
197 **FB** 11:05, 199 **FA** 11:15

0102 **K1 Junior Men** H2 500 m Saturday **08:48**

1.	5	Bertram Ferdinand (17)	 GER	1:48,600	
2.	9	Kragelj Jure (18)	 SLO	1:49,300	+0,700
3.	2	Witzleb Theo (17)	 GEC	1:50,120	+1,520
4.	7	Bábik Martin (18)	 SVK	1:50,280	+1,680
5.	6	Lukáč Teo Peter (17)	 SVK	1:51,540	+2,940
6.	8	Ramazanov Amil (17)	 AZE	1:53,960	+5,360



7. 3 Fazekas Adrián (18)  SVB **1:56,880** +8,280
 1.-5. + 2 B.T. -> SF 101 **H1** 08:45, 102 **H2** 08:48, 103 **H3** 08:51, 104 **H4** 08:54,
 105 **H5** 08:57, 174 **SF1** 09:00, 175 **SF2** 09:03, 176 **SF3** 09:06,
 197 **FB** 11:05, 199 **FA** 11:15

0103 **K1 Junior Men** H3 500 m Saturday **08:51**

1.	9	Enns Luke (18)	 CAN	1:47,940	
2.	7	Kleinman Nevo (18)	 ISR	1:48,660	+0,720
3.	8	Szabó Maximilián (18)	 SVK	1:50,720	+2,780
4.	6	Sulak Muhammet Emin (17)	 TUR	1:51,820	+3,880
5.	5	Apfel Martin (17)	 SVB	1:52,460	+4,520
6.	3	Cerne Vid (18)	 SLO	1:53,540	+5,600
7.	4	May Christopher (17)	 GEC	1:58,040	+10,100








1.-5. + 2 B.T. -> SF 101 **H1** 08:45, 102 **H2** 08:48, 103 **H3** 08:51, 104 **H4** 08:54,
 105 **H5** 08:57, 174 **SF1** 09:00, 175 **SF2** 09:03, 176 **SF3** 09:06,
 197 **FB** 11:05, 199 **FA** 11:15

0104 **K1 Junior Men** H4 500 m Saturday **08:54**

1.	9	Szymczak Piotr (17)	 POL	1:47,980	
2.	4	Schmitter Aaron (18)	 SUI	1:50,180	+2,200
3.	7	Orczykowski Szymon (17)	 POL	1:50,600	+2,620
4.	3	Múka Jozef (18)	 SVK	1:51,620	+3,640
5.	8	Holjevac Fran (17)	 CRO	1:51,840	+3,860
6.	5	Steuernagel Arthur (17)	 GEC	1:53,160	+5,180
7.	2	Klima Michal (17)	 SVB	1:57,140	+9,160
8.	6	Junker Roman (18)	 GEC	2:00,780	+12,800




1.-5. + 2 B.T. -> SF 101 **H1** 08:45, 102 **H2** 08:48, 103 **H3** 08:51, 104 **H4** 08:54,
 105 **H5** 08:57, 174 **SF1** 09:00, 175 **SF2** 09:03, 176 **SF3** 09:06,
 197 **FB** 11:05, 199 **FA** 11:15



0105 **K1 Junior Men** H5 500 m Saturday **08:57**

1.	2	Lepi Máté (18)	 SVK	1:50,320	
2.	3	Kot Mikolaj (18)	 POL	1:51,000	+0,680
3.	7	Ficza René (18)	 SVK	1:51,580	+1,260
4.	4	Muff Matthias (18)	 SUI	1:54,720	+4,400
5.	6	Voigt Ben-Luca (17)	 GEC	1:55,120	+4,800
6.	5	Hoeckberg Tim (17)	 GEC	1:57,740	+7,420
7.	8	Hartmann Till (17)	 CYP	2:00,800	+10,480

1.-5. + 2 B.T. -> SF 101 **H1** 08:45, 102 **H2** 08:48, 103 **H3** 08:51, 104 **H4** 08:54,
 105 **H5** 08:57, 174 **SF1** 09:00, 175 **SF2** 09:03, 176 **SF3** 09:06,
 197 **FB** 11:05, 199 **FA** 11:15

0106 **C1 Junior Men** H1 500 m Saturday **09:00**

1.	2	Stasiełowicz Patryk (18)	 POL	2:00,520	
2.	4	Becker Konrad (18)	 GER	2:00,560	+0,040
3.	5	Příkopa Vít (17)	 CZE	2:01,360	+0,840

4.	7	Neradil Ondřej (18)	 CZE	2:05,740	+5,220
5.	8	Kalaber Artur (17)	 SVK	2:07,440	+6,920
6.	3	Horák Štěpán (18)	 CZE	2:09,480	+8,960

1.-3. -> F, 4.-7. + 1 B.T. -> SF

106 **H1** 09:00, 107 **H2** 09:03, 187 **SF** 09:39, 200 **F** 11:20



0107 **C1 Junior Men** H2 500 m Saturday **09:03**

1.	5	Michalak Antoni (18)	 POL	2:03,900	
2.	3	Scheler Fabio (17)	 GER	2:05,040	+1,140
3.	4	Hirsch Robin (17)	 CZE	2:07,740	+3,840
4.	6	Lokšík Alan (17)	 SVK	2:11,220	+7,320
5.	7	Seremak Aleksander (17)	 CAN	2:11,560	+7,660
6.	2	Novák Jan (18)	 CZE	2:14,800	+10,900
7.	8	Ott Magnus (17)	 GEC	2:18,380	+14,480

1.-3. -> F, 4.-7. + 1 B.T. -> SF

106 **H1** 09:00, 107 **H2** 09:03, 187 **SF** 09:39, 200 **F** 11:20



0108 **K1 Junior Women** H1 500 m Saturday **09:06**

1.	7	Heuser Caroline (17)	 GER	1:59,920	
2.	9	Szeliga Aleksandra (18)	 POL	2:04,520	+4,600
3.	3	Minarovičová Ema (17)	 SVK	2:08,960	+9,040
4.	4	Zendulková Klára (17)	 CZE	2:11,620	+11,700
5.	8	Mészárosová Nela (17)	 SVB	2:13,120	+13,200
6.	2	Rynkiewicz Zuzanna (17)	 POL	2:14,580	+14,660
7.	5	Leonhardt Nele (18)	 GEC	2:17,880	+17,960

1. -> FA, 2.-7. -> SF

108 **H1** 09:06, 109 **H2** 09:09, 110 **H3** 09:12, 180 **SF1** 09:18,
181 **SF2** 09:21, 198 **FB** 11:10, 201 **FA** 11:25


0109 **K1 Junior Women** H2 500 m Saturday **09:09**

1.	8	Hvojníková Nikola (18)	 SVK	2:01,300	
2.	2	Pausch Lene (18)	 GEC	2:02,820	+1,520
3.	7	Łuczak Maja (17)	 POL	2:05,460	+4,160
4.	6	Bedernjak Hana (17)	 SLO	2:10,820	+9,520
5.	4	Dreager Fenja (17)	 GEC	2:13,420	+12,120
6.	5	Borárosová Viktória (17)	 SVB	2:15,040	+13,740
7.	9	Duffy Phoebe (17)	 GEC	2:26,660	+25,360

1. -> FA, 2.-7. -> SF

108 **H1** 09:06, 109 **H2** 09:09, 110 **H3** 09:12, 180 **SF1** 09:18,
181 **SF2** 09:21, 198 **FB** 11:10, 201 **FA** 11:25

0110 **K1 Junior Women** H3 500 m Saturday **09:12**

1.	5	Hermanussen Finja (18)	 GER	1:59,420	
2.	3	Wieclawska Zofia (18)	 POL	2:02,540	+3,120
3.	8	Zendt Amy (18)	 GEC	2:09,760	+10,340
4.	7	Amherd Ladina (18)	 SUI	2:10,140	+10,720
5.	9	Schenk Emily (18)	 AUT	2:12,800	+13,380

6.	2	Köntopp Liv-Grete (17)		GEC	2:14,020	+14,600
7.	6	Kováčová Andrea (17)		SVB	2:27,000	+27,580

1. -> FA, 2.-7. -> SF

108 **H1** 09:06, 109 **H2** 09:09, 110 **H3** 09:12, 180 **SF1** 09:18,
181 **SF2** 09:21, 198 **FB** 11:10, 201 **FA** 11:25

0111 **C1 Junior Women** H1 500 m Saturday **09:24**

1.	6	Strobel Lykka (17)		GER	2:22,420	
2.	3	Ružanowska Maja (17)		POL	2:25,320	+2,900
3.	5	Soltynska Amelia (17)		POL	2:28,420	+6,000
4.	7	Lemke Lorena (17)		GEC	2:29,360	+6,940
5.	4	Borchardt Isabell (18)		GEC	2:31,480	+9,060

1.-3. + 3 B.T. -> F

111 **H1** 09:24, 112 **H2** 09:27, 202 **F** 11:30

0112 **C1 Junior Women** H2 500 m Saturday **09:27**

1.	5	Stodulska Jagoda (17)		POL	2:23,640	
2.	7	Lämmel Luise (18)		GEC	2:26,320	+2,680
3.	3	Noelke Larissa (18)		GER	2:28,440	+4,800
4.	6	Bónová Zoé (18)		SVK	2:29,860	+6,220
5.	4	Wagemann Leni (17)		GEC	2:37,640	+14,000

1.-3. + 3 B.T. -> F

111 **H1** 09:24, 112 **H2** 09:27, 202 **F** 11:30

0113 **K1 Boys** H1 500 m Saturday **09:30**

1.	3	Tege Lars Alexander (16)		GEC	1:50,560	
2.	8	Genrich Matwej (16)		GEC	1:50,640	+0,080
3.	4	Saraç Hasan (16)		TUR	1:52,440	+1,880
4.	7	Potočki Leon (16)		CRO	1:52,840	+2,280
5.	9	Röwert Luis (16)		GEC	1:53,740	+3,180
6.	6	Jurkovic Gaber (16)		SLO	1:56,040	+5,480
7.	2	Urban Šimon (15)		SVB	1:58,480	+7,920
8.	5	Sobota Cristian (15)		SVB	1:58,720	+8,160
9.	1	Kozlov Stepan (15)		CYP	2:09,760	+19,200

1.-4. + 3 B.T. -> SF

113 **H1** 09:30, 114 **H2** 09:33, 115 **H3** 09:36, 116 **H4** 09:39,
117 **H5** 09:42, 118 **H6** 09:45, 177 **SF1** 09:09, 178 **SF2** 09:12,
179 **SF3** 09:15, 203 **FB** 11:45, 206 **FA** 12:00

0114 **K1 Boys** H2 500 m Saturday **09:33**

1.	7	Bartolčič Jakub (16)		SVK	1:52,000	
2.	6	Tóth Michal (16)		SVB	1:54,500	+2,500
3.	5	Palijan Filip (16)		SLO	1:55,220	+3,220
4.	3	Schüler Finley (16)		GEC	1:55,740	+3,740
5.	9	Barchmann Adrian (16)		GEC	1:56,320	+4,320
6.	4	Malikov Niyaz (16)		AZE	1:59,880	+7,880
7.	8	Koblet Nico (16)		SUI	2:00,260	+8,260
8.	2	Degner Julius (16)		GEC	2:02,560	+10,560

9. 1 Vašek Alexander (16)  SVB **2:03,380** +11,380
 1.-4. + 3 B.T. -> SF
 113 H1 09:30, 114 H2 09:33, 115 H3 09:36, 116 H4 09:39,
 117 H5 09:42, 118 H6 09:45, 177 SF1 09:09, 178 SF2 09:12,
 179 SF3 09:15, 203 FB 11:45, 206 FA 12:00

0115 **K1 Boys** H3 500 m Saturday **09:36**

1.	8	Gavlíder Alex (16)	 SVK	1:52,400	
2.	6	Arnold Richardt (16)	 GEC	1:56,380	+3,980
3.	2	Hajizada Alimurad (15)	 AZE	1:56,960	+4,560
4.	7	Liedtke Til (15)	 GEC	1:58,300	+5,900
5.	3	Lenkey Adrián (16)	 SVB	1:58,420	+6,020
6.	4	Vizintin Ziga (15)	 SLO	1:59,160	+6,760
7.	9	Řihošek Tomáš (16)	 CZE	2:01,140	+8,740
8.	5	Imoberdorf Nino (15)	 SUI	2:03,080	+10,680






1.-4. + 3 B.T. -> SF
 113 H1 09:30, 114 H2 09:33, 115 H3 09:36, 116 H4 09:39,
 117 H5 09:42, 118 H6 09:45, 177 SF1 09:09, 178 SF2 09:12,
 179 SF3 09:15, 203 FB 11:45, 206 FA 12:00

0116 **K1 Boys** H4 500 m Saturday **09:39**

1.	8	Neumann Jonas (16)	 GEC	1:54,100	
2.	3	Kocúr Tomáš (15)	 SVK	1:54,380	+0,280
3.	7	Barabáš Ondřej (16)	 CZE	1:54,560	+0,460
4.	9	Wulff Maarten (16)	 GEC	1:54,920	+0,820
5.	4	Profanter Lukas (16)	 AUT	1:55,520	+1,420
6.	6	Bachmann Sebastian (15)	 SUI	1:56,700	+2,600
7.	2	Gasperin Gregor (16)	 SLO	1:56,760	+2,660
8.	5	Kuzma Jaroslav (16)	 SVB	1:58,720	+4,620




1.-4. + 3 B.T. -> SF
 113 H1 09:30, 114 H2 09:33, 115 H3 09:36, 116 H4 09:39,
 117 H5 09:42, 118 H6 09:45, 177 SF1 09:09, 178 SF2 09:12,
 179 SF3 09:15, 203 FB 11:45, 206 FA 12:00

0117 **K1 Boys** H5 500 m Saturday **09:42**

1.	7	Csides Milo Maria (15)	 GEC	1:52,840	
2.	2	Witkowski Szymon (15)	 POL	1:53,220	+0,380
3.	8	Tischer Vojtěch (16)	 CZE	1:55,040	+2,200
4.	6	Lopata Matej (16)	 SVK	1:56,860	+4,020
5.	4	Milas Philipp (16)	 GEC	1:58,200	+5,360
6.	3	Wyss Marc (16)	 SUI	2:05,460	+12,620

1.-4. + 3 B.T. -> SF
 113 H1 09:30, 114 H2 09:33, 115 H3 09:36, 116 H4 09:39,
 117 H5 09:42, 118 H6 09:45, 177 SF1 09:09, 178 SF2 09:12,
 179 SF3 09:15, 203 FB 11:45, 206 FA 12:00

0118 **K1 Boys** H6 500 m Saturday **09:45**

1.	2	Grüneich Norwin (16)	 GEC	1:51,880	
2.	4	Zawistowski Damian (16)	 POL	1:52,940	+1,060
3.	6	Sekerák Matúš (16)	 SVK	1:53,240	+1,360

4.	3	Becker Maxim (15)		SVB	1:55,440	+3,560
5.	7	Kyriacou Antonis (15)		CYP	1:55,560	+3,680
6.	8	Ivancic Tilen (16)		SLO	1:58,760	+6,880
7.	5	Diederich Theo (16)		GEC	1:59,840	+7,960

1.-4. + 3 B.T. -> SF

113 **H1** 09:30, 114 **H2** 09:33, 115 **H3** 09:36, 116 **H4** 09:39,
117 **H5** 09:42, 118 **H6** 09:45, 177 **SF1** 09:09, 178 **SF2** 09:12,
179 **SF3** 09:15, 203 **FB** 11:45, 206 **FA** 12:00

0119 **C1 Boys** H1 500 m Saturday **09:48**

1.	8	Haase Moritz (16)		GEC	2:05,140	
2.	5	Vangermain Vigo (15)		GEC	2:09,460	+4,320
3.	9	Martynenko Danilo (16)		CZE	2:11,880	+6,740
4.	2	Šunjić Petar (16)		CRO	2:13,980	+8,840
5.	6	Hollein Gustav (16)		SVK	2:14,080	+8,940
6.	4	Vician Maximilán (15)		SVK	2:16,120	+10,980
7.	7	Wendt Laurin (16)		GEC	2:17,320	+12,180
8.	3	Oravec Alex (16)		SVB	2:21,740	+16,600

1. -> FA, 2.-7. -> SF

119 **H1** 09:48, 120 **H2** 09:51, 121 **H3** 09:54, 188 **SF1** 09:42,
189 **SF2** 09:45, 204 **FB** 11:50, 207 **FA** 12:05


0120 **C1 Boys** H2 500 m Saturday **09:51**

1.	9	Vandersee Arjen Myles (16)		GEC	2:07,080	
2.	3	Stanek Kacper (16)		POL	2:07,680	+0,600
3.	7	Koubek Matúš (15)		SVK	2:11,800	+4,720
4.	6	Weber Emil (15)		GEC	2:17,940	+10,860
5.	2	Gibas Viktor (16)		SVB	2:18,420	+11,340
6.	5	Dostál Marek (16)		SVK	2:18,500	+11,420
7.	8	Vičar Josef (15)		CZE	2:26,820	+19,740
8.	4	Iakovou Eftyhios (16)		CYP	2:50,140	+43,060

1. -> FA, 2.-7. -> SF








119 **H1** 09:48, 120 **H2** 09:51, 121 **H3** 09:54, 188 **SF1** 09:42,
189 **SF2** 09:45, 204 **FB** 11:50, 207 **FA** 12:05

0121 **C1 Boys** H3 500 m Saturday **09:54**

1.	5	Dekowski Oskar (16)		POL	2:01,260	
2.	7	Hoppe Arthur (15)		GEC	2:01,560	+0,300
3.	3	Knotko Tobias (16)		SVK	2:14,040	+12,780
4.	2	Prehl Jonas (15)		GEC	2:21,840	+20,580
5.	4	Kirchbach Moritz (15)		GEC	2:22,500	+21,240
6.	6	Kukučka Marek (16)		SVK	2:30,660	+29,400
7.	8	Mosaikos Marios (15)		CYP	2:32,700	+31,440









1. -> FA, 2.-7. -> SF

119 **H1** 09:48, 120 **H2** 09:51, 121 **H3** 09:54, 188 **SF1** 09:42,
189 **SF2** 09:45, 204 **FB** 11:50, 207 **FA** 12:05

0122	K1 Girls		H1	500 m	Saturday	09:57
1.	3	Drozd Mariya (16)	 ISR	2:08,060		
2.	1	Beier Ida (15)	 GEC	2:08,500	+0,440	
3.	4	Antunović Ema (15)	 CRO	2:10,600	+2,540	
4.	9	Fäh Malin (16)	 SUI	2:11,100	+3,040	
5.	8	Plesnicar Eva (16)	 SLO	2:12,020	+3,960	
6.	6	Hermann Hanna (16)	 GEC	2:12,520	+4,460	
7.	2	Bartolčičová Natália (16)	 SVB	2:17,040	+8,980	









1. -> FA, 2.-7. -> SF

122 **H1** 09:57, 123 **H2** 10:00, 124 **H3** 10:03, 182 **SF1** 09:24,
183 **SF2** 09:27, 205 **FB** 11:55, 208 **FA** 12:10

0123	K1 Girls		H2	500 m	Saturday	10:00
1.	5	Gruca Natalia (16)	 POL	2:04,480		
2.	9	Kováčová Alexandra (15)	 SVK	2:04,740	+0,260	
3.	1	Bílková Michaela (16)	 CZE	2:11,240	+6,760	
4.	3	Purath Marianne (16)	 GEC	2:12,660	+8,180	
5.	2	Mořovská Alexandra (16)	 SVB	2:13,780	+9,300	
6.	6	Küttner Anna (16)	 GEC	2:14,280	+9,800	
7.	7	Vaš Kiara (15)	 CRO	2:16,960	+12,480	
8.	8	Tóthová Adela (15)	 SVK	2:17,940	+13,460	








1. -> FA, 2.-7. -> SF

122 **H1** 09:57, 123 **H2** 10:00, 124 **H3** 10:03, 182 **SF1** 09:24,
183 **SF2** 09:27, 205 **FB** 11:55, 208 **FA** 12:10

0124	K1 Girls		H3	500 m	Saturday	10:03
1.	8	Borucka Oliwia (16)	 POL	2:03,900		
2.	7	Holke Adele (16)	 GEC	2:09,340	+5,440	
3.	5	Hanáková Lara (16)	 SVK	2:10,280	+6,380	
4.	2	Heller Ciara (16)	 GEC	2:10,820	+6,920	
5.	3	Jakulin Zala (16)	 SLO	2:11,860	+7,960	
6.	9	Perúteková Vanesa (15)	 SVB	2:12,320	+8,420	
7.	6	Rusová Daniela (15)	 SVK	2:12,940	+9,040	
8.	4	Christou Marina Andriana (14)	 CYP	2:37,080	+33,180	

1. -> FA, 2.-7. -> SF

122 **H1** 09:57, 123 **H2** 10:00, 124 **H3** 10:03, 182 **SF1** 09:24,
183 **SF2** 09:27, 205 **FB** 11:55, 208 **FA** 12:10

0125	C1 Girls		H1	500 m	Saturday	10:06
1.	8	Erhard Lilli (15)	 GEC	2:19,460		
2.	6	Werthaimerová Ema (16)	 CZE	2:20,200	+0,740	
3.	5	Lahrsow Johanna (15)	 GEC	2:24,560	+5,100	
4.	3	Rassak Martyna (15)	 POL	2:27,360	+7,900	
5.	7	Stehlík Vivien (16)	 SVK	2:29,560	+10,100	
6.	2	Vasylenko Nadiia (15)	 GEC	2:34,920	+15,460	
7.	4	Chovancová Daniela (15)	 CZE	2:42,740	+23,280	

1.-3. + 3 B.T. -> F


125 **H1** 10:06, 126 **H2** 10:09, 209 **F** 12:15

0126	C1 Girls			H2	500 m	Saturday	10:09
1.	3	Marder Lia (16)		GEC	2:22,500		
2.	8	Jiskrová Tereza (16)		CZE	2:22,840	+0,340	
3.	7	Nowak Sandra (15)		POL	2:22,920	+0,420	
4.	5	Burwig Marie (15)		GEC	2:22,960	+0,460	
5.	4	Kratz Finja (16)		GEC	2:30,740	+8,240	
6.	6	Galbavá Gloria (16)		SVB	2:36,340	+13,840	
1.-3. + 3 B.T. -> F					125 H1 10:06, 126 H2 10:09, 209 F 12:15		

0127	K1 Men U23			SF	200 m	Saturday	10:30
1.	6	Jastrząb Kacper (19)		POL	37,580		
2.	5	Wyss Fynn (19)		SUI	37,680	+0,100	
3.	2	Podleiszek Filip (20)		SVK	37,740	+0,160	
4.	3	Walla Richard (19)		GEC	38,640	+1,060	
5.	7	Slowinski Pawel (19)		POL	38,700	+1,120	
6.	4	Sirotin Daniel (19)		CYP	39,020	+1,440	
7.	8	Konstantinidis Christoforos (20)		CYP	41,980	+4,400	
8.	1	Carrington Corwin (21)		SVB	44,800	+7,220	
1.-3. -> F					11 H1 09:00, 12 H2 09:03, 127 SF 10:30, 138 F 11:20		

0128	K1 Junior Men			SF1	200 m	Saturday	10:33
1.	5	Schroller Romeo (18)		GER	37,120		
2.	7	Marsal Máté (17)		SVK	37,600	+0,480	
3.	6	Lepi Máté (18)		SVK	38,340	+1,220	
4.	3	Midloch Norbert (17)		POL	38,700	+1,580	
5.	2	İnceci Berkay (17)		TUR	39,280	+2,160	
6.	8	Apfel Martin (17)		SVB	39,420	+2,300	
7.	9	Kutiš Lucas (18)		SVB	39,700	+2,580	
8.	4	Holjevac Fran (17)		CRO	39,780	+2,660	
9.	1	Steuernagel Arthur (17)		GEC	40,020	+2,900	
1.-3. -> FA, 4.-6. -> FB					1 H1 08:30, 2 H2 08:33, 3 H3 08:36, 4 H4 08:39, 128 SF1 10:33, 129 SF2 10:36, 130 SF3 10:39, 142 FB 11:48, 143 FA 11:52		

0129	K1 Junior Men			SF2	200 m	Saturday	10:36
1.	6	Borucki Alex (18)		POL	37,720		
2.	4	Nedotopa David (17)		GER	38,320	+0,600	
3.	5	Múka Jozef (18)		SVK	38,940	+1,220	
4.	7	Witzleb Theo (17)		GEC	39,140	+1,420	
5.	9	Fritzsche Alexander (17)		GEC	39,600	+1,880	
6.	8	Hoeckberg Tim (17)		GEC	39,660	+1,940	
7.	2	Ficza René (18)		SVK	39,780	+2,060	
8.	3	Cerne Vid (18)		SLO	40,200	+2,480	

9.	1	Valenta Štěpán (17)		CZE	41,260	+3,540
1.-3. -> FA, 4.-6. -> FB						
1 H1 08:30, 2 H2 08:33, 3 H3 08:36, 4 H4 08:39, 128 SF1 10:33, 129 SF2 10:36, 130 SF3 10:39, 142 FB 11:48, 143 FA 11:52						










0130 **K1 Junior Men** SF3 200 m Saturday **10:39**

1.	5	Usta Taha Erkam (18)		TUR	37,720	
2.	6	Sulak Muhammet Emin (17)		TUR	38,460	+0,740
3.	2	Ramazanov Amil (17)		AZE	39,540	+1,820
4.	8	May Christopher (17)		GEC	39,580	+1,860
5.	9	Fazekas Adrián (18)		SVB	39,740	+2,020
6.	4	Kleinman Nevo (18)		ISR	39,760	+2,040
7.	3	Sarar Ali Kemal (18)		TUR	39,860	+2,140
8.	7	Meus Marcel (17)		POL	39,900	+2,180
9.	1	Voigt Ben-Luca (17)		GEC	41,840	+4,120
1.-3. -> FA, 4.-6. -> FB						
1 H1 08:30, 2 H2 08:33, 3 H3 08:36, 4 H4 08:39, 128 SF1 10:33, 129 SF2 10:36, 130 SF3 10:39, 142 FB 11:48, 143 FA 11:52						




0131 **K1 Junior Women** SF 200 m Saturday **10:42**

1.	9	Albrecht Kim Iva (17)		GEC	44,320	
2.	4	Pausch Lene (18)		GEC	44,460	+0,140
3.	2	Hüfner Marieke (17)		GEC	45,440	+1,120
4.	5	Marlow Lucy (17)		GEC	45,660	+1,340
5.	6	Schenk Emily (18)		AUT	45,700	+1,380
6.	8	Amherd Ladina (18)		SUI	46,760	+2,440
7.	1	Bedernjak Hana (17)		SLO	47,140	+2,820
8.	3	Unruh Maxi (18)		GEC	47,180	+2,860
9.	7	Borárosová Viktória (17)		SVB	47,280	+2,960
1.-3. -> F						
9 H1 08:54, 10 H2 08:57, 131 SF 10:42, 145 F 12:04						

0132 **K1 Boys** SF1 200 m Saturday **10:45**

1.	5	Karahan Rahmi Kaan (16)		TUR	38,480	
2.	6	Röwert Luis (16)		GEC	39,960	+1,480
3.	1	Tapušik Tomáš (16)		SVB	40,380	+1,900
4.	4	Schüler Finley (16)		GEC	40,580	+2,100
5.	3	Barabáš Ondřej (16)		CZE	40,920	+2,440
6.	8	Kyriacou Antonis (15)		CYP	40,980	+2,500
7.	7	Hajizada Alimurad (15)		AZE	41,160	+2,680
8.	9	Urban Šimon (15)		SVB	42,400	+3,920
9.	2	Kuzma Jaroslav (16)		SVB	42,940	+4,460
1.-3. -> FA, 4.-6. -> FB						
5 H1 08:42, 6 H2 08:45, 7 H3 08:48, 8 H4 08:51, 132 SF1 10:45, 133 SF2 10:48, 134 SF3 10:51, 147 FB 12:24, 149 FA 12:32						

0133 **K1 Boys** SF2 200 m Saturday **10:48**

1.	6	Bratuz Savin (16)	 SLO	39,760	
2.	2	Grüneich Norwin (16)	 GEC	40,160	+0,400
3.	5	Saraç Hasan (16)	 TUR	40,220	+0,460
4.	7	Arnold Richardt (16)	 GEC	40,320	+0,560
5.	4	Vizintin Ziga (15)	 SLO	40,620	+0,860
6.	8	Wulff Maarten (16)	 GEC	41,780	+2,020
7.	3	Gasperin Gregor (16)	 SLO	41,840	+2,080
8.	9	Diederich Theo (16)	 GEC	42,520	+2,760
9.	1	Jankech Filip (16)	 SVB	43,060	+3,300

1.-3. -> FA, 4.-6. -> FB

5 **H1** 08:42, 6 **H2** 08:45, 7 **H3** 08:48, 8 **H4** 08:51,
132 **SF1** 10:45, 133 **SF2** 10:48, 134 **SF3** 10:51, 147 **FB** 12:24,
149 **FA** 12:32

0134 **K1 Boys** SF3 200 m Saturday **10:51**

1.	4	Gavlíder Alex (16)	 SVK	37,600	
2.	6	Neumann Jonas (16)	 GEC	38,700	+1,100
3.	5	Hangya Samuel (16)	 SVK	39,160	+1,560
4.	7	Cusin Anej (16)	 SLO	40,380	+2,780
5.	3	Potočki Leon (16)	 CRO	41,000	+3,400
6.	2	Liedtke Til (15)	 GEC	41,280	+3,680
7.	9	Sobota Cristian (15)	 SVB	41,880	+4,280
8.	1	Lopata Matej (16)	 SVK	42,280	+4,680
9.	8	Ahmadov Giyas (16)	 AZE	43,080	+5,480

1.-3. -> FA, 4.-6. -> FB

5 **H1** 08:42, 6 **H2** 08:45, 7 **H3** 08:48, 8 **H4** 08:51,
132 **SF1** 10:45, 133 **SF2** 10:48, 134 **SF3** 10:51, 147 **FB** 12:24,
149 **FA** 12:32




0135 **C1 Boys** SF 200 m Saturday **10:54**


1.	8	Šunjić Petar (16)	 CRO	46,160	
2.	5	Oravec Alex (16)	 SVB	46,880	+0,720
3.	4	Knotko Tobias (16)	 SVK	46,980	+0,820
4.	2	Koubek Matúš (15)	 SVK	47,780	+1,620
5.	3	Wendt Laurin (16)	 GEC	48,360	+2,200
6.	6	Weber Emil (15)	 GEC	48,460	+2,300
7.	7	Vičar Josef (15)	 CZE	48,760	+2,600
8.	9	Kirchbach Moritz (15)	 GEC	49,280	+3,120
9.	1	Dostál Marek (16)	 SVK	50,180	+4,020

1.-3. -> F

19 **H1** 09:33, 20 **H2** 09:36, 135 **SF** 10:54, 150 **F** 12:36

0136 **K1 Girls** SF1 200 m Saturday **10:57**

1.	5	Michalska Anastazja (16)	 POL	46,160	
2.	6	Kováčová Alexandra (15)	 SVK	46,880	+0,720
3.	8	Vučković Barbara (16)	 CRO	47,740	+1,580

4.	7	Holke Adele (16)		GEC	48,420	+2,260
5.	2	Plesnicar Eva (16)		SLO	48,580	+2,420
6.	3	Jakulin Zala (16)		SLO	48,640	+2,480
7.	1	Beier Ida (15)		GEC	48,680	+2,520
8.	4	Küttner Anna (16)		GEC	48,880	+2,720
9.	9	Christou Marina Andriana (14)		CYP	54,280	+8,120

1.-3. -> FA, 4.-7. + 1 B.T. -> FB

21 **H1** 09:39, 22 **H2** 09:42, 23 **H3** 09:45, 136 **SF1** 10:57,
137 **SF2** 11:00, 148 **FB** 12:28, 151 **FA** 12:40





0137 **K1 Girls** SF2 200 m Saturday **11:00**

1.	4	Heller Ciara (16)		GEC	46,460	
2.	5	Gruca Natalia (16)		POL	46,640	+0,180
3.	2	Drozd Mariya (16)		ISR	47,120	+0,660
4.	7	Fäh Malin (16)		SUI	47,980	+1,520
5.	1	Gajdošíková Eliška (16)		SVK	48,020	+1,560
6.	3	Antunović Ema (15)		CRO	48,600	+2,140
7.	8	Tóthová Adela (15)		SVK	49,140	+2,680

1.-3. -> FA, 4.-7. + 1 B.T. -> FB

21 **H1** 09:39, 22 **H2** 09:42, 23 **H3** 09:45, 136 **SF1** 10:57,
137 **SF2** 11:00, 148 **FB** 12:28, 151 **FA** 12:40



0138 **K1 Men U23** F 200 m Saturday **11:20**

1.	5	Walulik Mikołaj (21)		POL	36,560	
2.	3	Ayakli Emircan (20)		TUR	36,760	+0,200
3.	7	Donhauser Donat (22)		SUI	36,820	+0,260
4.	6	Doktorík Dominik (19)		SVK	37,160	+0,600
5.	1	Wyss Fynn (19)		SUI	37,200	+0,640
6.	9	Podleiszek Filip (20)		SVK	37,300	+0,740
7.	4	Diethelm Silvan (20)		SUI	37,440	+0,880
8.	2	Muff Raphael (20)		SUI	37,720	+1,160
9.	8	Jastrząb Kacper (19)		POL	37,920	+1,360

11 **H1** 09:00, 12 **H2** 09:03, 127 **SF** 10:30, 138 **F** 11:20










0139 **C1 Men U23** F 200 m Saturday **11:24**

1.	8	Ružič Patrik (19)		SVK	41,080	
2.	9	Strýček Eduard (23)		SVK	41,220	+0,140
3.	1	Kizek Peter (22)		SVK	41,620	+0,540
4.	3	Aydin Resül (19)		TUR	41,920	+0,840
5.	6	Zank Malte (19)		GEC	43,800	+2,720
6.	2	Askerov Pasha (20)		AZE	44,080	+3,000
7.	7	Petschauer Pitt (19)		GEC	44,160	+3,080
8.	5	Findeisen Daniel (19)		GEC	44,920	+3,840
9.	4	Psotný Adam (20)		SVB	45,320	+4,240

0140	K1 Women U23		F	200 m	Saturday	11:28
1.	3	Bugár Réka (20)	 SVK	41,560		
2.	4	Zemánková Hana (21)	 SVK	41,780	+0,220	
3.	5	Sidová Bianka (20)	 SVK	41,900	+0,340	
4.	7	Mielnik Anna (22)	 POL	42,460	+0,900	
5.	2	Krajewska Julia (21)	 POL	43,340	+1,780	
6.	6	Gavorová Hana (19)	 SVK	43,700	+2,140	
7.	1	Kaya Simge (19)	 TUR	44,400	+2,840	
8.	8	Hadjicharalambous Savvia Kyriaki (22)	 CYP	44,460	+2,900	
9.	9	Felban Lina (19)	 GEC	46,540	+4,980	

13 **H1** 09:15, 14 **H2** 09:18, 140 **F** 11:28

0141 **C1 Women U23** F 200 m **Canceled!** **11:32**

0142	K1 Junior Men		FB	200 m	Saturday	11:48
1.	5	Midloch Norbert (17)	 POL	38,300		
2.	9	Kleinman Nevo (18)	 ISR	38,800	+0,500	
3.	7	İnceci Berkay (17)	 TUR	39,260	+0,960	
4.	2	Apfel Martin (17)	 SVB	39,320	+1,020	
5.	1	Hoeckberg Tim (17)	 GEC	39,740	+1,440	
6.	4	May Christopher (17)	 GEC	39,880	+1,580	
7.	3	Fritzsche Alexander (17)	 GEC	40,000	+1,700	
8.	6	Witzleb Theo (17)	 GEC	40,280	+1,980	
9.	8	Fazekas Adrián (18)	 SVB	40,560	+2,260	

1 **H1** 08:30, 2 **H2** 08:33, 3 **H3** 08:36, 4 **H4** 08:39,
128 **SF1** 10:33, 129 **SF2** 10:36, 130 **SF3** 10:39, 142 **FB** 11:48,
143 **FA** 11:52

0143	K1 Junior Men		FA	200 m	Saturday	11:52
1.	4	Borucki Alex (18)	 POL	35,960		
2.	5	Schroller Romeo (18)	 GER	36,480	+0,520	
3.	6	Usta Taha Erkam (18)	 TUR	37,460	+1,500	
4.	3	Marsal Máté (17)	 SVK	38,040	+2,080	
5.	8	Lepi Máté (18)	 SVK	38,080	+2,120	
6.	7	Nedotopa David (17)	 GER	38,460	+2,500	
7.	2	Sulak Muhammet Emin (17)	 TUR	38,980	+3,020	
8.	9	Ramazanov Amil (17)	 AZE	39,480	+3,520	
9.	1	Múka Jozef (18)	 SVK	39,760	+3,800	

1 **H1** 08:30, 2 **H2** 08:33, 3 **H3** 08:36, 4 **H4** 08:39,
128 **SF1** 10:33, 129 **SF2** 10:36, 130 **SF3** 10:39, 142 **FB** 11:48,
143 **FA** 11:52

0144	C1 Junior Men		F	200 m	Saturday	11:56
1.	4	Tanoussis Christos (18)		GER	42,480	
2.	5	Kalaber Artur (17)		SVK	43,680	+1,200
3.	6	Rossi Scipio (18)		GEC	43,820	+1,340
4.	3	Krawiec Marcelli (18)		POL	43,900	+1,420
5.	1	Neradil Ondřej (18)		CZE	45,020	+2,540
6.	8	Horák Štěpán (18)		CZE	45,060	+2,580
7.	7	Quick Richard (18)		GEC	45,400	+2,920
8.	2	Hirsch Robin (17)		CZE	46,080	+3,600

15 **H1** 09:21, 16 **H2** 09:24, 144 **F** 11:56

0145	K1 Junior Women		F	200 m	Saturday	12:04
1.	4	Hermanussen Finja (18)		GER	42,100	
2.	5	Nikolay Katharina (18)		GER	42,380	+0,280
3.	3	Zimnoch Dominika (18)		POL	43,020	+0,920
4.	7	Hvojniová Nikola (18)		SVK	43,200	+1,100
5.	6	Yildiz Özge Nas (17)		TUR	43,900	+1,800
6.	8	Albrecht Kim Iva (17)		GEC	43,940	+1,840
7.	2	Loba Wiktoria (17)		POL	44,100	+2,000
8.	1	Pausch Lene (18)		GEC	44,500	+2,400
9.	9	Hüfner Marieke (17)		GEC	45,640	+3,540

9 **H1** 08:54, 10 **H2** 08:57, 131 **SF** 10:42, 145 **F** 12:04

0146	C1 Junior Women		F	200 m	Saturday	12:08
1.	5	Loske Carlotta (17)		GER	48,520	
2.	3	Heidl Cheyenne (17)		GER	51,220	+2,700
3.	4	Soltynska Amelia (17)		POL	51,580	+3,060
4.	2	Noelke Larissa (18)		GER	52,160	+3,640
5.	8	Bónová Zoé (18)		SVK	52,500	+3,980
6.	7	Stodulska Jagoda (17)		POL	52,620	+4,100
7.	6	Lämmel Luise (18)		GEC	53,580	+5,060
8.	9	Borchardt Isabell (18)		GEC	54,440	+5,920
9.	1	Lemke Lorena (17)		GEC	54,660	+6,140

17 **H1** 09:27, 18 **H2** 09:30, 146 **F** 12:08

0147	K1 Boys		FB	200 m	Saturday	12:24
1.	6	Arnold Richardt (16)		GEC	39,440	
2.	5	Schüler Finley (16)		GEC	40,220	+0,780
3.	7	Barabáš Ondřej (16)		CZE	40,400	+0,960
4.	4	Cusin Anej (16)		SLO	40,440	+1,000
5.	8	Potočki Leon (16)		CRO	40,740	+1,300
6.	3	Vizintin Ziga (15)		SLO	40,940	+1,500
7.	9	Liedtke Til (15)		GEC	41,180	+1,740

8.	2	Kyriacou Antonis (15)		CYP	41,560	+2,120
9.	1	Wulff Maarten (16)		GEC	42,420	+2,980









5 **H1** 08:42, 6 **H2** 08:45, 7 **H3** 08:48, 8 **H4** 08:51,
132 **SF1** 10:45, 133 **SF2** 10:48, 134 **SF3** 10:51, 147 **FB** 12:24,
149 **FA** 12:32

0148 **K1 Girls** FB 200 m Saturday **12:28**

1.	7	Jakulin Zala (16)		SLO	47,060	
2.	4	Fäh Malin (16)		SUI	47,560	+0,500
3.	2	Antunović Ema (15)		CRO	47,640	+0,580
4.	6	Gajdošíková Eliška (16)		SVK	47,940	+0,880
5.	9	Küttner Anna (16)		GEC	48,160	+1,100
6.	1	Beier Ida (15)		GEC	48,780	+1,720
7.	5	Holke Adele (16)		GEC	48,840	+1,780
8.	3	Plesnicar Eva (16)		SLO	49,520	+2,460
9.	8	Tóthová Adela (15)		SVK	51,040	+3,980

21 **H1** 09:39, 22 **H2** 09:42, 23 **H3** 09:45, 136 **SF1** 10:57,
137 **SF2** 11:00, 148 **FB** 12:28, 151 **FA** 12:40

0149 **K1 Boys** FA 200 m Saturday **12:32**

1.	5	Karahan Rahmi Kaan (16)		TUR	37,100	
2.	6	Gavlider Alex (16)		SVK	37,440	+0,340
3.	2	Neumann Jonas (16)		GEC	38,220	+1,120
4.	9	Hangya Samuel (16)		SVK	39,020	+1,920
5.	3	Röwert Luis (16)		GEC	39,400	+2,300
6.	1	Saraç Hasan (16)		TUR	39,460	+2,360
7.	7	Grüneich Norwin (16)		GEC	39,600	+2,500
8.	8	Tapušik Tomáš (16)		SVB	40,040	+2,940
9.	4	Bratuz Savin (16)		SLO	40,200	+3,100

5 **H1** 08:42, 6 **H2** 08:45, 7 **H3** 08:48, 8 **H4** 08:51,
132 **SF1** 10:45, 133 **SF2** 10:48, 134 **SF3** 10:51, 147 **FB** 12:24,
149 **FA** 12:32

0150 **C1 Boys** F 200 m Saturday **12:36**

1.	4	Haase Moritz (16)		GEC	44,800	
2.	5	Hoppe Arthur (15)		GEC	44,840	+0,040
3.	2	Prehl Jonas (15)		GEC	45,160	+0,360
4.	8	Šunjić Petar (16)		CRO	45,280	+0,480
5.	3	Hollein Gustav (16)		SVK	45,420	+0,620
6.	7	Vangermain Vigo (15)		GEC	45,780	+0,980
7.	9	Knotko Tobias (16)		SVK	46,760	+1,960
8.	6	Vandersee Arjen Myles (16)		GEC	47,280	+2,480
9.	1	Oravec Alex (16)		SVB	47,360	+2,560

19 **H1** 09:33, 20 **H2** 09:36, 135 **SF** 10:54, 150 **F** 12:36

0151 **K1 Girls** FA 200 m Saturday **12:40**

1.	5	Pisecka Julia (16)	 POL	43,620	
2.	3	Michalska Anastazja (16)	 POL	44,980	+1,360
3.	2	Gruca Natalia (16)	 POL	45,120	+1,500
4.	6	Borucka Oliwia (16)	 POL	45,200	+1,580
5.	7	Heller Ciara (16)	 GEC	46,020	+2,400
6.	4	Hanáková Lara (16)	 SVK	46,080	+2,460
7.	8	Kováčová Alexandra (15)	 SVK	46,320	+2,700
8.	1	Vučković Barbara (16)	 CRO	46,660	+3,040
9.	9	Drozd Mariya (16)	 ISR	47,800	+4,180

21 **H1** 09:39, 22 **H2** 09:42, 23 **H3** 09:45, 136 **SF1** 10:57,
137 **SF2** 11:00, 148 **FB** 12:28, 151 **FA** 12:40

0152 **C1 Girls** F 200 m Saturday **12:44**




1.	4	Lahrsow Johanna (15)	 GEC	50,040	
2.	5	Werthaimerová Ema (16)	 CZE	50,240	+0,200
3.	6	Erhard Lilli (15)	 GEC	50,380	+0,340
4.	3	Marder Lia (16)	 GEC	51,900	+1,860
5.	7	Burwig Marie (15)	 GEC	52,000	+1,960
6.	1	Nowak Sandra (15)	 POL	52,260	+2,220
7.	8	Stehlík Vivien (16)	 SVK	53,800	+3,760
8.	2	Jiskrová Tereza (16)	 CZE	54,080	+4,040
9.	9	Kratz Finja (16)	 GEC	55,140	+5,100

24 **H1** 09:48, 25 **H2** 09:51, 152 **F** 12:44

0153 **K1 Men U23** F 5000 m Saturday **14:30**

1.	6	Kukučka Juraj (20)	 SVK	20:53,419	
2.	5	Walla Richard (19)	 GEC	20:55,704	+2,285
3.	15	Ujvári Marko (23)	 SVK	21:10,403	+16,984
4.	3	Gawlowski Jakub (20)	 POL	21:17,494	+24,075
5.	7	Farkaš Tomáš (19)	 SVB	21:25,837	+32,418
6.	13	Sirotin Daniel (19)	 CYP	21:46,977	+53,558
7.	12	Züllig Maurus (20)	 SUI	21:49,869	+56,450
8.	4	Burko Tomasz (20)	 POL	23:13,933	+2:20,514
9.	16	Tóth Ľudovít (19)	 SVK	23:33,528	+2:40,109
10.	9	Konstantinidis Christoforos (20)	 CYP	24:36,166	+3:42,747
11.	8	Carrington Corwin (21)	 SVB	25:01,666	+4:08,247
-	14	Antal Matej (19)	 SVB	DNF	<i>prevrátil</i>

0154 **C1 Men U23** F 5000 m Saturday **14:32**

1.	21	Çiktay Bedirhan (21)	 TUR	23:37,371	
2.	22	Petschauer Pitt (19)	 GEC	25:10,707	+1:33,336
3.	23	Askerov Pasha (20)	 AZE	26:16,344	+2:38,973





























0155	K1 Women U23		F	5000 m	Saturday	14:34
1.	30	Švecová Romana (19)		SVK	24:38,719	
2.	28	Kurpan Joanna (20)		POL	24:40,332	+1,613
3.	31	Hadjicharalambous Savvia Kyriaki (22)		CYP	25:13,868	+35,149
-	29	Felban Lina (19)		GEC	DNF	<i>nedokončil</i>
0156	K1 Junior Men		F	5000 m	Saturday	15:15
1.	42	Borucki Alex (18)		POL	21:16,063	
2.	36	Schewe Paavo (18)		GEC	21:48,761	+32,698
3.	39	Kubalski Mateusz (17)		POL	21:50,370	+34,307
4.	40	Lukáč Teo Peter (17)		SVK	21:50,717	+34,654
5.	48	Witzleb Theo (17)		GEC	22:28,949	+1:12,886
6.	38	Klimo Michal (18)		SVB	22:47,793	+1:31,730
7.	41	Orczykowski Szymon (17)		POL	22:59,079	+1:43,016
8.	47	Chovanec Martin (17)		CZE	23:16,559	+2:00,496
9.	37	Briedl Tim (17)		AUT	23:28,747	+2:12,684
10.	43	Fritzsche Alexander (17)		GEC	24:55,670	+3:39,607
11.	46	Hartmann Till (17)		CYP	24:56,904	+3:40,841
-	35	Enns Luke (18)		CAN	DNS	<i>neštartoval</i>
0157	C1 Junior Men		F	5000 m	Saturday	15:17
1.	59	Kubica Krystian (18)		POL	23:50,746	
2.	55	Wilga Aleks (17)		POL	23:51,905	+1,159
3.	56	Neradil Ondřej (18)		CZE	24:11,132	+20,386
4.	57	Rossi Scipio (18)		GEC	24:23,933	+33,187
5.	54	Horák Štěpán (18)		CZE	24:40,765	+50,019
6.	60	Lokšík Alan (17)		SVK	24:53,670	+1:02,924
7.	53	Ott Magnus (17)		GEC	25:24,986	+1:34,240
0158	K1 Junior Women		F	5000 m	Saturday	15:19
1.	66	Köntopp Liv-Grete (17)		GEC	25:07,172	
2.	69	Minarovičová Ema (17)		SVK	25:15,662	+8,490
3.	70	Mészárosová Nela (17)		SVB	25:18,633	+11,461
4.	67	Bedernjak Hana (17)		SLO	25:59,262	+52,090
5.	68	Duffy Phoebe (17)		GEC	27:38,507	+2:31,335
0159	K1 Boys		F	5000 m	Saturday	16:00
1.	20	Genrich Matwej (16)		GEC	21:56,126	
2.	11	Csides Milo Maria (15)		GEC	21:57,425	+1,299
3.	6	Schüler Finley (16)		GEC	21:59,268	+3,142
4.	10	Tóth Michal (16)		SVB	22:32,684	+36,558
5.	5	Profanter Lukas (16)		AUT	22:36,119	+39,993
6.	25	Sekerák Matúš (16)		SVK	22:40,235	+44,109
7.	26	Wulff Maarten (16)		GEC	22:40,915	+44,789



8.	13	Hangya Samuel (16)		SVK	23:04,156	+1:08,030
9.	14	Röwert Luis (16)		GEC	23:04,674	+1:08,548
10.	23	Milas Philipp (16)		GEC	23:05,181	+1:09,055
11.	18	Jurkovic Gaber (16)		SLO	23:16,930	+1:20,804
12.	8	Uhrík Jakub (15)		SVB	23:20,767	+1:24,641
13.	21	Kyriacou Antonis (15)		CYP	23:41,976	+1:45,850
14.	17	Preseren Brine (16)		SLO	23:51,550	+1:55,424
15.	28	Barchmann Adrian (16)		GEC	23:56,959	+2:00,833
16.	1	Wyss Marc (16)		SUI	23:59,375	+2:03,249
17.	15	Kuzma Jaroslav (16)		SVB	24:07,066	+2:10,940
18.	3	Kunc Jakub (16)		SVB	24:26,837	+2:30,711
19.	9	Sobota Cristian (15)		SVB	24:35,052	+2:38,926
20.	27	Palijan Filip (16)		SLO	24:41,515	+2:45,389
21.	30	Bachmann Sebastian (15)		SUI	25:15,560	+3:19,434
22.	16	Lopata Matej (16)		SVK	29:07,082	+7:10,956
-	2	Imoberdorf Nino (15)		SUI	DNF	<i>prevrátil</i>
-	19	Šmahel Oliver (16)		SVB	DNF	<i>nedokončil</i>
-	24	Grüneich Norwin (16)		GEC	DSQ	<i>štart</i>
-	29	Kozlov Stepan (15)		CYP	DNF	<i>prevrátil</i>
-	31	Koblet Nico (16)		SUI	DSQ	<i>štart</i>
-	4	Bartolčič Jakub (16)		SVK	DSQ	<i>obrátka</i>
-	22	Tege Lars Alexander (16)		GEC	DSQ	<i>obrátka</i>
-	12	Kocúr Tomáš (15)		SVK	DSQ	<i>obrátka</i>

0160 **C1 Boys** F 5000 m Saturday **16:02**

1.	45	Haase Moritz (16)		GEC	24:27,937	
2.	40	Hoppe Arthur (15)		GEC	24:37,643	+9,706
3.	39	Weber Emil (15)		GEC	24:50,132	+22,195
4.	36	Wendt Laurin (16)		GEC	25:26,398	+58,461
5.	44	Vangermain Vigo (15)		GEC	25:43,443	+1:15,506
6.	38	Vandersee Arjen Myles (16)		GEC	26:04,472	+1:36,535
7.	37	Koubek Matúš (15)		SVK	26:12,746	+1:44,809
8.	46	Kirchbach Moritz (15)		GEC	26:31,936	+2:03,999
9.	48	Vičar Josef (15)		CZE	26:53,976	+2:26,039
10.	42	Prehl Jonas (15)		GEC	27:03,018	+2:35,081
11.	33	Dostál Marek (16)		SVK	27:17,936	+2:49,999
12.	41	Kukučka Marek (16)		SVK	27:53,930	+3:25,993
13.	47	Mosaikos Marios (15)		CYP	28:28,083	+4:00,146
14.	35	Iakovou Eftychios (16)		CYP	31:14,760	+6:46,823
-	43	Martynenko Danilo (16)		CZE	DNF	<i>vzdal</i>

0161 **C1 Women U23** F 5000 m **Canceled!** **16:04**

0162	K1 Girls		F	5000 m	Saturday	16:45
1.	64	Holke Adele (16)	 GEC	24:27,635		
2.	65	Beier Ida (15)	 GEC	24:28,905	+1,270	
3.	60	Rusová Daniela (15)	 SVK	24:53,071	+25,436	
4.	59	Moťovská Alexandra (16)	 SVB	25:40,547	+1:12,912	
5.	61	Hermann Hanna (16)	 GEC	26:11,952	+1:44,317	
6.	67	Matejbusová Alexandra (15)	 SVB	26:40,849	+2:13,214	
7.	63	Fäh Malin (16)	 SUI	26:53,362	+2:25,727	
-	66	Bartolčíčová Natália (16)	 SVB	DNF	<i>prevrátil</i>	
-	68	Kováčová Alexandra (15)	 SVK	DNF	<i>vzdal</i>	
0163	C1 Junior Women		F	5000 m	Saturday	16:47
1.	72	Strobel Lykka (17)	 GER	27:02,242		
2.	74	Kowalak Agata (18)	 POL	27:57,030	+54,788	
3.	75	Borchardt Isabell (18)	 GEC	28:30,623	+1:28,381	
4.	76	Lemke Lorena (17)	 GEC	28:31,647	+1:29,405	
0164	C1 Girls		F	5000 m	Saturday	16:49
1.	81	Erhard Lilli (15)	 GEC	27:22,510		
2.	85	Jiskrová Tereza (16)	 CZE	27:30,391	+7,881	
3.	90	Werthaimerová Ema (16)	 CZE	27:40,918	+18,408	
4.	87	Stehlík Vivien (16)	 SVK	28:51,200	+1:28,690	
5.	83	Lahrsow Johanna (15)	 GEC	28:54,951	+1:32,441	
6.	89	Burwig Marie (15)	 GEC	28:56,109	+1:33,599	
7.	82	Rassak Martyna (15)	 POL	29:01,998	+1:39,488	
8.	84	Kratz Finja (16)	 GEC	29:11,649	+1:49,139	
9.	86	Vasylenko Nadiia (15)	 GEC	30:11,589	+2:49,079	
10.	88	Galbavá Gloria (16)	 SVB	31:32,573	+4:10,063	
0165	K2 Junior Men		H1	500 m	Sunday	08:00
1.	9	Karahan Rahmi Kaan (16) Usta Taha Erkam (18)	 TUR	1:35,900		
2.	5	Gessert Timo (17) Schroller Romeo (18)	 GER	1:37,440	+1,540	
3.	6	Hirzel Sven (18) Schmitter Aaron (18)	 SUI	1:38,680	+2,780	
4.	2	Bábik Martin (18) Marsal Máté (17)	 SVK	1:38,920	+3,020	
5.	1	Meus Marcel (17) Mińczuk Kuba (18)	 POL	1:40,860	+4,960	
6.	7	Kutiš Lucas (18) Múka Jozef (18)	SVB SVK	1:42,640	+6,740	
7.	3	Ficza René (18) Fazekas Adrián (18)	SVK SVB	1:45,440	+9,540	

8.	4	Fritzsche Alexander (17) Witzleb Theo (17)	 GEC	1:48,060	+12,160
9.	8	Hartmann Till (17) Kyriacou Antonis (15)	 CYP	1:54,820	+18,920



1.-3. -> F, 4.-7. + 1 B.T. -> SF

165 **H1** 08:00, 166 **H2** 08:03, 190 **SF** 10:00, 214 **F** 13:35

0166	K2 Junior Men		H2	500 m	Sunday	08:03
1.	9	Borucki Alex (18) Kubalski Mateusz (17)	 POL	1:35,820		
2.	8	Engeln Linus (17) Methner Tim-Ole (17)	 GER	1:39,780	+3,960	
3.	6	Lepi Máté (18) Szabó Maximilián (18)	 SVK	1:40,060	+4,240	
4.	7	Sarar Ali Kemal (18) İnceci Berkay (17)	 TUR	1:47,220	+11,400	
5.	5	May Christopher (17) Steuernagel Arthur (17)	 GEC	1:48,320	+12,500	
6.	3	Apfel Martin (17) Klima Michal (17)	 SVB	1:48,940	+13,120	
7.	2	Hoeckberg Tim (17) Junker Roman (18)	 GEC	1:49,420	+13,600	

1.-3. -> F, 4.-7. + 1 B.T. -> SF

165 **H1** 08:00, 166 **H2** 08:03, 190 **SF** 10:00, 214 **F** 13:35

0167	K2 Boys		H1	500 m	Sunday	08:06
1.	2	Gavlíder Alex (16) Kocúr Tomáš (15)	 SVK	1:46,440		
2.	8	Tóth Michal (16) Lopata Matej (16)	SVB SVK	1:49,420	+2,980	
3.	4	Vašek Alexander (16) Šmahel Oliver (16)	 SVB	1:51,880	+5,440	
4.	3	Ahmadov Giyas (16) Hajizada Alimurad (15)	 AZE	1:52,400	+5,960	
5.	5	Schüler Finley (16) Tege Lars Alexander (16)	 GEC	1:55,120	+8,680	
6.	6	Gasperin Gregor (16) Vizintin Ziga (15)	 SLO	1:56,740	+10,300	
7.	7	Barchmann Adrian (16) Liedtke Til (15)	 GEC	2:00,880	+14,440	

1. -> FA, 2.-7. -> SF

167 **H1** 08:06, 168 **H2** 08:09, 169 **H3** 08:12, 191 **SF1** 10:03,
192 **SF2** 10:06, 218 **FB** 14:05, 219 **FA** 14:10

0168	K2 Boys		H2	500 m	Sunday	08:09
1.	2	Kaźmierczak Mikołaj (16) Szot Paweł (16)	POL	1:43,360		
2.	4	Tapušík Tomáš (16) Hangya Samuel (16)	SVB SVK	1:43,620	+0,260	
3.	3	Genrich Matwej (16) Grüneich Norwin (16)	GEC	1:49,080	+5,720	
4.	6	Barabáš Ondřej (16) Tischer Vojtěch (16)	CZE	1:49,760	+6,400	
5.	5	Jankech Filip (16) Lenkey Adrián (16)	SVB	1:57,520	+14,160	
6.	8	Bartolčíč Jakub (16) Sekerák Matúš (16)	SVK	1:57,620	+14,260	
7.	7	Palijan Filip (16) Preseren Brine (16)	SLO	1:59,520	+16,160	

1. -> FA, 2.-7. -> SF


167 **H1** 08:06, 168 **H2** 08:09, 169 **H3** 08:12, 191 **SF1** 10:03,
192 **SF2** 10:06, 218 **FB** 14:05, 219 **FA** 14:10

0169	K2 Boys		H3	500 m	Sunday	08:12
1.	7	Witkowski Szymon (15) Zawistowski Damian (16)	POL	1:44,540		
2.	5	Csides Milo Maria (15) Röwert Luis (16)	GEC	1:50,900	+6,360	
3.	4	Bratuz Savin (16) Cusin Anej (16)	SLO	1:52,780	+8,240	
4.	6	Arnold Richardt (16) Neumann Jonas (16)	GEC	1:53,640	+9,100	
5.	8	Barczy Lukáš (15) Hájek Filip (15)	SVB	1:56,900	+12,360	

1. -> FA, 2.-7. -> SF

167 **H1** 08:06, 168 **H2** 08:09, 169 **H3** 08:12, 191 **SF1** 10:03,
192 **SF2** 10:06, 218 **FB** 14:05, 219 **FA** 14:10

0170	K2 Junior Women		H1	500 m	Sunday	08:15
1.	3	Wieclawska Zofia (18) Zimnoch Dominika (18)	POL	1:56,160		
2.	6	Karvan İşilsu (17) Yıldız Özge Nas (17)	TUR	1:57,480	+1,320	
3.	4	Ivana Schuck (17) Kuinke Ricka (18)	GER	1:58,100	+1,940	
4.	7	Hüfner Marieke (17) Köntopp Liv-Grete (17)	GEC	2:01,900	+5,740	
5.	5	Marlow Lucy (17) Unruh Maxi (18)	GEC	2:06,960	+10,800	

6.	2	Dreager Fenja (17) Leonhardt Nele (18)	 GEC	2:10,000	+13,840
-----------	---	---	---	-----------------	---------

1.-3. + 3 B.T. -> F

170 **H1** 08:15, 171 **H2** 08:18, 216 **F** 13:45





0171	K2 Junior Women	H2	500 m	Sunday	08:18
------	------------------------	----	-------	--------	--------------

1.	6	Hermanussen Finja (18) Reinwardt Nele (17)	 GER	1:52,820	
2.	2	Loba Wiktoria (17) Piasecka Julia (16)	 POL	1:54,900	+2,080
3.	4	Kot Julia (18) Szeliga Aleksandra (18)	 POL	1:55,160	+2,340
4.	5	Albrecht Kim Iva (17) Zendt Amy (18)	 GEC	1:58,800	+5,980
5.	7	Duffy Phoebe (17) Pausch Lene (18)	 GEC	2:03,220	+10,400
6.	8	Bílková Michalea (17) Zendulková Klára (17)	 CZE	2:07,660	+14,840
7.	3	Borárosóvá Viktória (17) Mészárosóvá Nela (17)	 SVB	2:08,680	+15,860

1.-3. + 3 B.T. -> F

170 **H1** 08:15, 171 **H2** 08:18, 216 **F** 13:45

0172	K2 Girls	H1	500 m	Sunday	08:21
------	-----------------	----	-------	--------	--------------










1.	5	Nenadović Lara (15) Vučković Barbara (16)	 CRO	2:04,720	
2.	6	Michalska Anastazja (16) Zabel Sandra (16)	 POL	2:05,860	+1,140
3.	4	Rusová Daniela (15) Tóthová Adela (15)	 SVK	2:08,580	+3,860
4.	7	Heller Ciara (16) Purath Marianne (16)	 GEC	2:08,860	+4,140

1.-3. + 3 B.T. -> F

172 **H1** 08:21, 173 **H2** 08:24, 221 **F** 14:20










0173	K2 Girls	H2	500 m	Sunday	08:24
------	-----------------	----	-------	--------	--------------

1.	8	Beier Ida (15) Holke Adele (16)	 GEC	2:05,940	
2.	5	Bartolčičová Natália (16) Matejbusová Alexandra (15)	 SVB	2:10,220	+4,280
3.	7	Gajdošíková Eliška (16) Hanáková Lara (16)	 SVK	2:10,400	+4,460
4.	4	Hermann Hanna (16) Küttner Anna (16)	 GEC	2:11,080	+5,140
5.	6	Jakulin Zala (16) Plesnicar Eva (16)	 SLO	2:11,300	+5,360

0174	K1 Junior Men		SF1	500 m	Sunday	09:00
1.	5	Borucki Alex (18)	 POL	1:47,200		
2.	3	Kot Mikolaj (18)	 POL	1:48,740	+1,540	
3.	6	Kragelj Jure (18)	 SLO	1:48,920	+1,720	
4.	4	Szymczak Piotr (17)	 POL	1:48,980	+1,780	
5.	7	Szabó Maximilián (18)	 SVK	1:50,380	+3,180	
6.	1	Lukáč Teo Peter (17)	 SVK	1:50,900	+3,700	
7.	2	Valenta Štěpán (17)	 CZE	1:53,740	+6,540	
8.	8	Múka Jozef (18)	 SVK	1:55,600	+8,400	
9.	9	Voigt Ben-Luca (17)	 GEC	1:57,040	+9,840	










1.-3. -> FA, 4.-6. -> FB

101 **H1** 08:45, 102 **H2** 08:48, 103 **H3** 08:51, 104 **H4** 08:54,
105 **H5** 08:57, 174 **SF1** 09:00, 175 **SF2** 09:03, 176 **SF3** 09:06,
197 **FB** 11:05, 199 **FA** 11:15

0175	K1 Junior Men		SF2	500 m	Sunday	09:03
1.	5	Enns Luke (18)	 CAN	1:47,940		
2.	2	Sulak Muhammet Emin (17)	 TUR	1:48,340	+0,400	
3.	4	Hoiss Vincent (18)	 GER	1:48,720	+0,780	
4.	3	Witzleb Theo (17)	 GEC	1:48,860	+0,920	
5.	6	Schmitter Aaron (18)	 SUI	1:49,940	+2,000	
6.	8	Đurčo Oskar (17)	 SVK	1:51,840	+3,900	
7.	7	Ficza René (18)	 SVK	1:51,900	+3,960	
8.	9	Steuernagel Arthur (17)	 GEC	1:54,300	+6,360	
9.	1	Holjevac Fran (17)	 CRO	1:54,500	+6,560	

1.-3. -> FA, 4.-6. -> FB

101 **H1** 08:45, 102 **H2** 08:48, 103 **H3** 08:51, 104 **H4** 08:54,
105 **H5** 08:57, 174 **SF1** 09:00, 175 **SF2** 09:03, 176 **SF3** 09:06,
197 **FB** 11:05, 199 **FA** 11:15

0176	K1 Junior Men		SF3	500 m	Sunday	09:06
1.	6	Kleinman Nevo (18)	 ISR	1:47,920		
2.	5	Bertram Ferdinand (17)	 GER	1:47,940	+0,020	
3.	3	Marsal Máté (17)	 SVK	1:47,960	+0,040	
4.	4	Lepi Máté (18)	 SVK	1:48,160	+0,240	
5.	7	Orczykowski Szymon (17)	 POL	1:49,400	+1,480	
6.	2	Bábik Martin (18)	 SVK	1:50,260	+2,340	
7.	9	Cerne Vid (18)	 SLO	1:53,460	+5,540	
8.	8	Muff Matthias (18)	 SUI	1:54,360	+6,440	
9.	1	Apfel Martin (17)	 SVB	2:05,740	+17,820	

1.-3. -> FA, 4.-6. -> FB

101 **H1** 08:45, 102 **H2** 08:48, 103 **H3** 08:51, 104 **H4** 08:54,
105 **H5** 08:57, 174 **SF1** 09:00, 175 **SF2** 09:03, 176 **SF3** 09:06,
197 **FB** 11:05, 199 **FA** 11:15

0177 **K1 Boys** SF1 500 m Sunday **09:09**

1.	4	Neumann Jonas (16)	 GEC	1:51,480	
2.	5	Tege Lars Alexander (16)	 GEC	1:51,520	+0,040
3.	6	Zawistowski Damian (16)	 POL	1:52,120	+0,640
4.	2	Tischer Vojtěch (16)	 CZE	1:54,100	+2,620
5.	8	Potočki Leon (16)	 CRO	1:56,000	+4,520
6.	1	Wulff Maarten (16)	 GEC	1:56,060	+4,580
7.	9	Röwert Luis (16)	 GEC	1:56,480	+5,000
8.	7	Palijan Filip (16)	 SLO	1:57,760	+6,280
9.	3	Arnold Richardt (16)	 GEC	2:04,940	+13,460

1.-3. -> FA, 4.-6. -> FB

113 **H1** 09:30, 114 **H2** 09:33, 115 **H3** 09:36, 116 **H4** 09:39,
117 **H5** 09:42, 118 **H6** 09:45, 177 **SF1** 09:09, 178 **SF2** 09:12,
179 **SF3** 09:15, 203 **FB** 11:45, 206 **FA** 12:00









0178 **K1 Boys** SF2 500 m Sunday **09:12**

1.	3	Genrich Matwej (16)	 GEC	1:51,300	
2.	5	Bartolčič Jakub (16)	 SVK	1:51,880	+0,580
3.	6	Kocúr Tomáš (15)	 SVK	1:53,000	+1,700
4.	4	Csides Milo Maria (15)	 GEC	1:53,520	+2,220
5.	8	Schüler Finley (16)	 GEC	1:55,220	+3,920
6.	7	Hajizada Alimurad (15)	 AZE	1:55,420	+4,120
7.	9	Profanter Lukas (16)	 AUT	1:56,000	+4,700
8.	2	Sekerák Matúš (16)	 SVK	1:56,960	+5,660
9.	1	Lopata Matej (16)	 SVK	2:09,200	+17,900

1.-3. -> FA, 4.-6. -> FB

113 **H1** 09:30, 114 **H2** 09:33, 115 **H3** 09:36, 116 **H4** 09:39,
117 **H5** 09:42, 118 **H6** 09:45, 177 **SF1** 09:09, 178 **SF2** 09:12,
179 **SF3** 09:15, 203 **FB** 11:45, 206 **FA** 12:00




0179 **K1 Boys** SF3 500 m Sunday **09:15**

1.	5	Gavlider Alex (16)	 SVK	1:51,860	
2.	4	Grüneich Norwin (16)	 GEC	1:52,680	+0,820
3.	6	Witkowski Szymon (15)	 POL	1:53,140	+1,280
4.	7	Saraç Hasan (16)	 TUR	1:54,060	+2,200
5.	8	Liedtke Til (15)	 GEC	1:54,860	+3,000
6.	2	Barabáš Ondřej (16)	 CZE	1:55,560	+3,700
7.	3	Tóth Michal (16)	 SVK	1:56,160	+4,300
8.	9	Kyriacou Antonis (15)	 CYP	1:58,740	+6,880

1.-3. -> FA, 4.-6. -> FB

113 **H1** 09:30, 114 **H2** 09:33, 115 **H3** 09:36, 116 **H4** 09:39,
117 **H5** 09:42, 118 **H6** 09:45, 177 **SF1** 09:09, 178 **SF2** 09:12,
179 **SF3** 09:15, 203 **FB** 11:45, 206 **FA** 12:00

0180 **K1 Junior Women** SF1 500 m Sunday **09:18**

1.	4	Łuczak Maja (17)	 POL	2:04,240	
2.	5	Szeliga Aleksandra (18)	 POL	2:05,220	+0,980
3.	1	Rynkiewicz Zuzanna (17)	 POL	2:06,900	+2,660

4.	8	Köntopp Liv-Grete (17)		GEC	2:10,340	+6,100
5.	6	Zendt Amy (18)		GEC	2:10,480	+6,240
6.	3	Amherd Ladina (18)		SUI	2:11,040	+6,800
7.	2	Dreager Fenja (17)		GEC	2:11,160	+6,920
8.	7	Zendulková Klára (17)		CZE	2:11,660	+7,420
9.	9	Duffy Phoebe (17)		GEC	2:29,600	+25,360

1.-3. -> FA, 4.-7. + 1 B.T. -> FB

108 **H1** 09:06, 109 **H2** 09:09, 110 **H3** 09:12, 180 **SF1** 09:18,
181 **SF2** 09:21, 198 **FB** 11:10, 201 **FA** 11:25

0181 **K1 Junior Women** SF2 500 m Sunday **09:21**

1.	5	Pausch Lene (18)		GEC	2:04,800	
2.	4	Wieclawska Zofia (18)		POL	2:07,300	+2,500
3.	6	Minarovičová Ema (17)		SVK	2:08,420	+3,620
4.	3	Bedernjak Hana (17)		SLO	2:10,180	+5,380
5.	2	Schenk Emily (18)		AUT	2:12,040	+7,240
6.	7	Mészárosóvá Nela (17)		SVB	2:14,340	+9,540
7.	1	Leonhardt Nele (18)		GEC	2:15,760	+10,960
8.	8	Borárosóvá Viktória (17)		SVB	2:17,760	+12,960
9.	9	Kováčová Andrea (17)		SVB	2:23,200	+18,400

1.-3. -> FA, 4.-7. + 1 B.T. -> FB

108 **H1** 09:06, 109 **H2** 09:09, 110 **H3** 09:12, 180 **SF1** 09:18,
181 **SF2** 09:21, 198 **FB** 11:10, 201 **FA** 11:25

0182 **K1 Girls** SF1 500 m Sunday **09:24**


1.	6	Hanáková Lara (16)		SVK	2:10,400	
2.	5	Beier Ida (15)		GEC	2:11,360	+0,960
3.	3	Heller Ciara (16)		GEC	2:12,260	+1,860
4.	1	Hermann Hanna (16)		GEC	2:13,980	+3,580
5.	8	Perúteková Vanesa (15)		SVB	2:16,420	+6,020
6.	2	Mořovská Alexandra (16)		SVB	2:16,460	+6,060
7.	7	Fäh Malin (16)		SUI	2:16,900	+6,500
8.	9	Vaš Kiara (15)		CRO	2:21,300	+10,900
-	4	Bílková Michaela (16)		CZE	DNF	prevrátil

1.-3. -> FA, 4.-7. + 1 B.T. -> FB

122 **H1** 09:57, 123 **H2** 10:00, 124 **H3** 10:03, 182 **SF1** 09:24,
183 **SF2** 09:27, 205 **FB** 11:55, 208 **FA** 12:10

0183 **K1 Girls** SF2 500 m Sunday **09:27**

1.	6	Antunović Ema (15)		CRO	2:11,020	
2.	4	Holke Adele (16)		GEC	2:11,380	+0,360
3.	5	Kováčová Alexandra (15)		SVK	2:11,520	+0,500
4.	8	Küttner Anna (16)		GEC	2:14,180	+3,160
5.	3	Purath Marianne (16)		GEC	2:14,460	+3,440
6.	2	Jakulin Zala (16)		SLO	2:15,920	+4,900
7.	9	Rusová Daniela (15)		SVK	2:17,940	+6,920
8.	7	Plesnicar Eva (16)		SLO	2:19,320	+8,300

9. 1 Bartolčíčová Natália (16)  SVB **2:21,400** +10,380
 1.-3. -> FA, 4.-7. + 1 B.T. -> FB 122 **H1** 09:57, 123 **H2** 10:00, 124 **H3** 10:03, 182 **SF1** 09:24,
 183 **SF2** 09:27, 205 **FB** 11:55, 208 **FA** 12:10

0184 **K1 Men U23** SF1 500 m Sunday **09:30**

1.	6	Podleiszek Filip (20)	 SVK	1:45,240	
2.	5	Nowacki Marcin (22)	 POL	1:45,460	+0,220
3.	4	Današ Matej (21)	 SVK	1:45,900	+0,660
4.	2	Jastrzab Kacper (19)	 POL	1:46,580	+1,340
5.	7	Tóth Ľudovít (19)	 SVK	1:47,160	+1,920
6.	8	Diethelm Silvan (20)	 SUI	1:48,300	+3,060
7.	3	Burko Tomasz (20)	 POL	1:49,960	+4,720
8.	1	Muff Raphael (20)	 SUI	1:50,480	+5,240
9.	9	Züllig Maurus (20)	 SUI	1:52,560	+7,320

1.-3. -> FA, 4.-7. + 1 B.T. -> FB 96 **H1** 08:30, 97 **H2** 08:33, 98 **H3** 08:36, 184 **SF1** 09:30,
 185 **SF2** 09:33, 193 **FB** 10:30, 194 **FA** 10:35

0185 **K1 Men U23** SF2 500 m Sunday **09:33**

1.	3	Rybanský Daniel (21)	 SVK	1:44,920	
2.	5	Doktorík Dominik (19)	 SVK	1:45,700	+0,780
3.	1	Kukučka Juraj (20)	 SVK	1:45,760	+0,840
4.	6	Ayakli Emircan (20)	 TUR	1:46,000	+1,080
5.	4	Wyss Fynn (19)	 SUI	1:47,240	+2,320
6.	2	Ben Yosef Aran (20)	 ISR	1:47,800	+2,880
7.	7	Walla Richard (19)	 GEC	1:48,640	+3,720
8.	9	Sirotin Daniel (19)	 CYP	1:49,240	+4,320
9.	8	Farkaš Tomáš (19)	 SVB	1:51,460	+6,540

1.-3. -> FA, 4.-7. + 1 B.T. -> FB 96 **H1** 08:30, 97 **H2** 08:33, 98 **H3** 08:36, 184 **SF1** 09:30,
 185 **SF2** 09:33, 193 **FB** 10:30, 194 **FA** 10:35




0186 **K1 Women U23** SF 500 m Sunday **09:36**

1.	5	Kaya Simge (19)	 TUR	2:02,080	
2.	4	Hadjicharalambous Savvia Kyriaki (22)	 CYP	2:02,640	+0,560
3.	3	Švecová Romana (19)	 SVK	2:03,320	+1,240
4.	6	Kurpan Joanna (20)	 POL	2:03,640	+1,560
5.	7	Husáriková Diana (20)	 SVB	2:10,260	+8,180
6.	8	Hänni Dina (19)	 SUI	2:16,320	+14,240










1.-3. -> F 99 **H1** 08:39, 100 **H2** 08:42, 186 **SF** 09:36, 196 **F** 10:45

0187 **C1 Junior Men** SF 500 m Sunday **09:39**










1.	5	Neradil Ondřej (18)	 CZE	2:02,840	
2.	6	Kalaber Artur (17)	 SVK	2:04,020	+1,180
3.	2	Horák Štěpán (18)	 CZE	2:04,200	+1,360
4.	1	Ott Magnus (17)	 GEC	2:06,400	+3,560

5.	7	Novák Jan (18)	 CZE	2:09,620	+6,780
6.	3	Seremak Aleksander (17)	 CAN	2:10,140	+7,300
7.	4	Lokšík Alan (17)	 SVK	2:10,400	+7,560




1.-3. -> F 106 **H1** 09:00, 107 **H2** 09:03, 187 **SF** 09:39, 200 **F** 11:20




0188	C1 Boys		SF1	500 m	Sunday	09:42
1.	5	Vangermain Vigo (15)	 GEC	2:06,760		
2.	4	Koubek Matúš (15)	 SVK	2:08,900	+2,140	
3.	3	Prehl Jonas (15)	 GEC	2:09,240	+2,480	
4.	7	Šunjić Petar (16)	 CRO	2:14,680	+7,920	
5.	1	Vician Maximilán (15)	 SVK	2:16,900	+10,140	
6.	2	Gibas Viktor (16)	 SVB	2:20,400	+13,640	
7.	9	Vičar Josef (15)	 CZE	2:21,000	+14,240	
8.	6	Knotko Tobias (16)	 SVK	2:27,520	+20,760	
9.	8	Kukučka Marek (16)	 SVK	2:31,840	+25,080	

1.-3. -> FA, 4.-7. + 1 B.T. -> FB 119 **H1** 09:48, 120 **H2** 09:51, 121 **H3** 09:54, 188 **SF1** 09:42, 189 **SF2** 09:45, 204 **FB** 11:50, 207 **FA** 12:05

0189	C1 Boys		SF2	500 m	Sunday	09:45
1.	4	Hoppe Arthur (15)	 GEC	2:06,260		
2.	6	Martynenko Danilo (16)	 CZE	2:07,640	+1,380	
3.	5	Stanek Kacper (16)	 POL	2:08,820	+2,560	
4.	3	Weber Emil (15)	 GEC	2:11,220	+4,960	
5.	7	Hollein Gustav (16)	 SVK	2:11,560	+5,300	
6.	2	Kirchbach Moritz (15)	 GEC	2:12,180	+5,920	
7.	1	Wendt Laurin (16)	 GEC	2:15,880	+9,620	
8.	8	Dostál Marek (16)	 SVK	2:22,020	+15,760	
9.	9	Mosaikos Marios (15)	 CYP	2:36,440	+30,180	

1.-3. -> FA, 4.-7. + 1 B.T. -> FB 119 **H1** 09:48, 120 **H2** 09:51, 121 **H3** 09:54, 188 **SF1** 09:42, 189 **SF2** 09:45, 204 **FB** 11:50, 207 **FA** 12:05

0190	K2 Junior Men		SF	500 m	Sunday	10:00
1.	2	Kutiš Lucas (18)	SVB	1:38,120		
		Múka Jozef (18)	SVK			
2.	5	Bábik Martin (18)	 SVK	1:38,500	+0,380	
		Marsal Máté (17)				
3.	6	Meus Marcel (17)	 POL	1:38,560	+0,440	
		Mińczuk Kuba (18)				
4.	4	Sarar Ali Kemal (18)	 TUR	1:38,720	+0,600	
		İnceci Berkay (17)				
5.	3	May Christopher (17)	 GEC	1:41,560	+3,440	
		Steuernagel Arthur (17)				
6.	8	Ficza René (18)	SVK	1:43,580	+5,460	
		Fazekas Adrián (18)	SVB			

7.	9	Fritzsche Alexander (17) Witzleb Theo (17)	 GEC	1:44,140	+6,020
8.	7	Apfel Martin (17) Klima Michal (17)	 SVB	1:44,960	+6,840
9.	1	Hoeckberg Tim (17) Junker Roman (18)	 GEC	1:46,000	+7,880

1.-3. -> F


165 **H1** 08:00, 166 **H2** 08:03, 190 **SF** 10:00, 214 **F** 13:35

0191	K2 Boys		SF1	500 m	Sunday	10:03
1.	4	Genrich Matwej (16) Grüneich Norwin (16)	 GEC	1:42,920		
2.	3	Arnold Richardt (16) Neumann Jonas (16)	 GEC	1:43,160	+0,240	
3.	5	Tóth Michal (16) Lopata Matej (16)	SVB SVK	1:43,380	+0,460	
4.	6	Bratuz Savin (16) Cusin Anej (16)	 SLO	1:43,420	+0,500	
5.	1	Gasperin Gregor (16) Vizintin Ziga (15)	 SLO	1:46,360	+3,440	
6.	2	Jankech Filip (16) Lenkey Adrián (16)	 SVB	1:48,680	+5,760	
7.	7	Ahmadov Giyas (16) Hajizada Alimurad (15)	 AZE	1:51,020	+8,100	
8.	9	Palijan Filip (16) Preseren Brine (16)	 SLO	1:51,500	+8,580	

1.-3. -> FA, 4.-7. + 1 B.T. -> FB

167 **H1** 08:06, 168 **H2** 08:09, 169 **H3** 08:12, 191 **SF1** 10:03,
192 **SF2** 10:06, 218 **FB** 14:05, 219 **FA** 14:10




0192	K2 Boys		SF2	500 m	Sunday	10:06
1.	5	Tapušik Tomáš (16) Hangya Samuel (16)	SVB SVK	1:41,540		
2.	8	Bartolčič Jakub (16) Sekerák Matúš (16)	 SVK	1:41,840	+0,300	
3.	3	Barabáš Ondřej (16) Tischer Vojtěch (16)	 CZE	1:41,900	+0,360	
4.	4	Csides Milo Maria (15) Röwert Luis (16)	 GEC	1:42,440	+0,900	
5.	1	Barchmann Adrian (16) Liedtke Til (15)	 GEC	1:46,560	+5,020	
6.	2	Barczy Lukáš (15) Hájek Filip (15)	 SVB	1:46,980	+5,440	
7.	7	Schüler Finley (16) Tege Lars Alexander (16)	 GEC	1:49,440	+7,900	

8.	6	Vašek Alexander (16) Šmahel Oliver (16)	 SVB	1:49,600	+8,060
-----------	---	--	---	-----------------	--------

1.-3. -> FA, 4.-7. + 1 B.T. -> FB

167 **H1** 08:06, 168 **H2** 08:09, 169 **H3** 08:12, 191 **SF1** 10:03,
192 **SF2** 10:06, 218 **FB** 14:05, 219 **FA** 14:10

0193 **K1 Men U23** FB 500 m Sunday **10:30**

1.	4	Ayakli Emircan (20)	 TUR	1:45,780	
2.	3	Tóth Ľudovít (19)	 SVK	1:46,400	+0,620
3.	5	Jastrzab Kacper (19)	 POL	1:46,440	+0,660
4.	7	Diethelm Silvan (20)	 SUI	1:47,560	+1,780
5.	1	Burko Tomasz (20)	 POL	1:47,940	+2,160
6.	2	Ben Yosef Aran (20)	 ISR	1:48,040	+2,260
7.	9	Sirotin Daniel (19)	 CYP	1:48,680	+2,900
8.	8	Walla Richard (19)	 GEC	1:49,160	+3,380
9.	6	Wyss Fynn (19)	 SUI	2:05,900	+20,120

96 **H1** 08:30, 97 **H2** 08:33, 98 **H3** 08:36, 184 **SF1** 09:30,
185 **SF2** 09:33, 193 **FB** 10:30, 194 **FA** 10:35

0194 **K1 Men U23** FA 500 m Sunday **10:35**



1.	4	Lauper Luca (19)	 SUI	1:42,920	
2.	7	Rybanský Daniel (21)	 SVK	1:44,140	+1,220
3.	2	Doktorík Dominik (19)	 SVK	1:45,180	+2,260
4.	6	Ujvári Marko (23)	 SVK	1:45,240	+2,320
5.	1	Današ Matej (21)	 SVK	1:45,520	+2,600
6.	5	Donhauser Donat (22)	 SUI	1:45,860	+2,940
7.	9	Kukučka Juraj (20)	 SVK	1:46,440	+3,520
8.	8	Nowacki Marcin (22)	 POL	1:46,560	+3,640
9.	3	Podleiszek Filip (20)	 SVK	1:47,260	+4,340








96 **H1** 08:30, 97 **H2** 08:33, 98 **H3** 08:36, 184 **SF1** 09:30,
185 **SF2** 09:33, 193 **FB** 10:30, 194 **FA** 10:35

0195 **C1 Men U23** F 500 m Sunday **10:40**

1.	2	Kizek Peter (22)	 SVK	1:53,140	
2.	8	Strýček Eduard (23)	 SVK	1:54,880	+1,740
3.	3	Ružič Patrik (19)	 SVK	1:58,880	+5,740
4.	7	Zank Malte (19)	 GEC	2:02,540	+9,400
5.	5	Petschauer Pitt (19)	 GEC	2:03,840	+10,700
6.	6	Findeisen Daniel (19)	 GEC	2:05,120	+11,980
7.	4	Askerov Pasha (20)	 AZE	2:09,200	+16,060
8.	9	Psotný Adam (20)	 SVB	2:14,400	+21,260

0196 **K1 Women U23** F 500 m Sunday **10:45**

1.	7	Bugár Réka (20)	 SVK	1:54,700	
2.	5	Sidová Bianka (20)	 SVK	1:55,360	+0,660

3.	3	Zemánková Hana (21)	 SVK	1:57,700	+3,000
4.	4	Krajewska Julia (21)	 POL	1:58,880	+4,180
5.	6	Mielnik Anna (22)	 POL	1:58,920	+4,220
6.	2	Gavorová Hana (19)	 SVK	1:59,120	+4,420
7.	8	Kaya Simge (19)	 TUR	2:01,460	+6,760
8.	1	Hadjicharalambous Savvia Kyriaki (22)	 CYP	2:02,420	+7,720
9.	9	Švecová Romana (19)	 SVK	2:04,400	+9,700








99 **H1** 08:39, 100 **H2** 08:42, 186 **SF** 09:36, 196 **F** 10:45

0197 **K1 Junior Men** FB 500 m Sunday **11:05**

1.	5	Szymczak Piotr (17)	 POL	1:46,500	
2.	3	Schmitter Aaron (18)	 SUI	1:46,540	+0,040
3.	7	Szabó Maximilián (18)	 SVK	1:46,780	+0,280
4.	1	Ďurčo Oskar (17)	 SVK	1:46,980	+0,480
5.	6	Witzleb Theo (17)	 GEC	1:47,880	+1,380
6.	4	Lepi Máté (18)	 SVK	1:47,960	+1,460
7.	2	Lukáč Teo Peter (17)	 SVK	1:49,000	+2,500
8.	8	Orczykowski Szymon (17)	 POL	1:49,940	+3,440
9.	9	Bábik Martin (18)	 SVK	1:52,520	+6,020

101 **H1** 08:45, 102 **H2** 08:48, 103 **H3** 08:51, 104 **H4** 08:54,
105 **H5** 08:57, 174 **SF1** 09:00, 175 **SF2** 09:03, 176 **SF3** 09:06,
197 **FB** 11:05, 199 **FA** 11:15

0198 **K1 Junior Women** FB 500 m Sunday **11:10**

1.	7	Amherd Ladina (18)	 SUI	2:05,080	
2.	4	Bedernjak Hana (17)	 SLO	2:05,840	+0,760
3.	3	Zendt Amy (18)	 GEC	2:05,940	+0,860
4.	6	Schenk Emily (18)	 AUT	2:06,400	+1,320
5.	9	Zendulková Klára (17)	 CZE	2:08,260	+3,180
6.	1	Dreager Fenja (17)	 GEC	2:09,200	+4,120
7.	5	Köntopp Liv-Grete (17)	 GEC	2:09,760	+4,680
8.	2	Mészárosóvá Nela (17)	 SVB	2:10,040	+4,960
9.	8	Leonhardt Nele (18)	 GEC	2:19,980	+14,900

108 **H1** 09:06, 109 **H2** 09:09, 110 **H3** 09:12, 180 **SF1** 09:18,
181 **SF2** 09:21, 198 **FB** 11:10, 201 **FA** 11:25










0199 **K1 Junior Men** FA 500 m Sunday **11:15**

1.	5	Borucki Alex (18)	 POL	1:42,280	
2.	4	Enns Luke (18)	 CAN	1:43,520	+1,240
3.	2	Bertram Ferdinand (17)	 GER	1:45,040	+2,760
4.	8	Kragelj Jure (18)	 SLO	1:45,240	+2,960
5.	6	Kleinman Nevo (18)	 ISR	1:45,300	+3,020
6.	9	Marsal Máté (17)	 SVK	1:46,040	+3,760
7.	7	Sulak Muhammet Emin (17)	 TUR	1:47,080	+4,800

8.	3	Kot Mikolaj (18)		POL	1:47,680	+5,400
-----------	----------	-------------------------	---	------------	-----------------	---------------










101 **H1** 08:45, 102 **H2** 08:48, 103 **H3** 08:51, 104 **H4** 08:54,
105 **H5** 08:57, 174 **SF1** 09:00, 175 **SF2** 09:03, 176 **SF3** 09:06,
197 **FB** 11:05, 199 **FA** 11:15

0200 **C1 Junior Men** F 500 m Sunday **11:20**

1.	3	Becker Konrad (18)		GER	1:54,300	
2.	5	Stasielowicz Patryk (18)		POL	1:55,180	+0,880
3.	7	Příkopa Vít (17)		CZE	1:56,180	+1,880
4.	6	Scheler Fabio (17)		GER	1:58,280	+3,980
5.	2	Hirsch Robin (17)		CZE	2:00,900	+6,600
6.	9	Horák Štěpán (18)		CZE	2:01,420	+7,120
7.	1	Kalaber Artur (17)		SVK	2:04,400	+10,100
8.	8	Neradil Ondřej (18)		CZE	2:05,400	+11,100
9.	4	Michalak Antoni (18)		POL	2:07,020	+12,720

106 **H1** 09:00, 107 **H2** 09:03, 187 **SF** 09:39, 200 **F** 11:20

0201 **K1 Junior Women** FA 500 m Sunday **11:25**

1.	5	Heuser Caroline (17)		GER	1:54,820	
2.	6	Hermanussen Finja (18)		GER	1:55,360	+0,540
3.	2	Wieclawska Zofia (18)		POL	1:58,480	+3,660
4.	4	Hvojniová Nikola (18)		SVK	2:00,340	+5,520
5.	7	Pausch Lene (18)		GEC	2:01,660	+6,840
6.	3	Łuczak Maja (17)		POL	2:02,180	+7,360
7.	1	Rynkiewicz Zuzanna (17)		POL	2:06,100	+11,280
8.	8	Szeliga Aleksandra (18)		POL	2:06,360	+11,540
9.	9	Minarovičová Ema (17)		SVK	2:06,380	+11,560

108 **H1** 09:06, 109 **H2** 09:09, 110 **H3** 09:12, 180 **SF1** 09:18,
181 **SF2** 09:21, 198 **FB** 11:10, 201 **FA** 11:25

0202 **C1 Junior Women** F 500 m Sunday **11:30**

1.	5	Strobel Lykka (17)		GER	2:16,100	
2.	4	Stodulska Jagoda (17)		POL	2:18,860	+2,760
3.	2	Noelke Larissa (18)		GER	2:19,240	+3,140
4.	6	Lämmel Luise (18)		GEC	2:20,940	+4,840
5.	3	Rużanowska Maja (17)		POL	2:22,220	+6,120
6.	7	Soltynska Amelia (17)		POL	2:22,280	+6,180
7.	8	Lemke Lorena (17)		GEC	2:26,140	+10,040
8.	1	Bónová Zoé (18)		SVK	2:27,720	+11,620
9.	9	Borchardt Isabell (18)		GEC	2:29,720	+13,620

111 **H1** 09:24, 112 **H2** 09:27, 202 **F** 11:30

0203	K1 Boys			FB	500 m	Sunday	11:45
1.	4	Saraç Hasan (16)		TUR	1:49,080		
2.	6	Csides Milo Maria (15)		GEC	1:52,200	+3,120	
3.	7	Potočki Leon (16)		CRO	1:52,260	+3,180	
4.	8	Liedtke Til (15)		GEC	1:53,260	+4,180	
5.	5	Tischer Vojtěch (16)		CZE	1:53,360	+4,280	
6.	1	Hajizada Alimurad (15)		AZE	1:54,380	+5,300	
7.	9	Barabáš Ondřej (16)		CZE	1:54,460	+5,380	
8.	2	Wulff Maarten (16)		GEC	1:54,860	+5,780	
9.	3	Schüler Finley (16)		GEC	1:56,420	+7,340	

113 **H1** 09:30, 114 **H2** 09:33, 115 **H3** 09:36, 116 **H4** 09:39,
117 **H5** 09:42, 118 **H6** 09:45, 177 **SF1** 09:09, 178 **SF2** 09:12,
179 **SF3** 09:15, 203 **FB** 11:45, 206 **FA** 12:00



0204	C1 Boys			FB	500 m	Sunday	11:50
1.	6	Hollein Gustav (16)		SVK	2:07,680		
2.	4	Weber Emil (15)		GEC	2:08,040	+0,360	
3.	8	Wendt Laurin (16)		GEC	2:10,000	+2,320	
4.	2	Kirchbach Moritz (15)		GEC	2:11,540	+3,860	
5.	5	Šunjić Petar (16)		CRO	2:12,940	+5,260	
6.	7	Gibas Viktor (16)		SVB	2:14,520	+6,840	
7.	3	Vician Maximilán (15)		SVK	2:14,700	+7,020	
8.	9	Dostál Marek (16)		SVK	2:15,560	+7,880	
9.	1	Vičar Josef (15)		CZE	2:22,500	+14,820	

119 **H1** 09:48, 120 **H2** 09:51, 121 **H3** 09:54, 188 **SF1** 09:42,
189 **SF2** 09:45, 204 **FB** 11:50, 207 **FA** 12:05

0205	K1 Girls			FB	500 m	Sunday	11:55
1.	2	Jakulin Zala (16)		SLO	2:07,120		
2.	6	Purath Marianne (16)		GEC	2:07,960	+0,840	
3.	4	Küttner Anna (16)		GEC	2:09,460	+2,340	
4.	7	Mořovská Alexandra (16)		SVB	2:09,580	+2,460	
5.	9	Plesnicar Eva (16)		SLO	2:09,840	+2,720	
6.	5	Hermann Hanna (16)		GEC	2:11,000	+3,880	
7.	1	Fäh Malin (16)		SUI	2:11,140	+4,020	
8.	8	Rusová Daniela (15)		SVK	2:11,580	+4,460	
9.	3	Perúteková Vanesa (15)		SVB	2:18,720	+11,600	

122 **H1** 09:57, 123 **H2** 10:00, 124 **H3** 10:03, 182 **SF1** 09:24,
183 **SF2** 09:27, 205 **FB** 11:55, 208 **FA** 12:10

0206	K1 Boys			FA	500 m	Sunday	12:00
1.	5	Neumann Jonas (16)		GEC	1:44,400		
2.	2	Grüneich Norwin (16)		GEC	1:44,920	+0,520	
3.	6	Gavlíder Alex (16)		SVK	1:45,360	+0,960	

4.	7	Bartolčič Jakub (16)	 SVK	1:45,720	+1,320
5.	8	Zawistowski Damian (16)	 POL	1:47,340	+2,940
6.	3	Tege Lars Alexander (16)	 GEC	1:47,820	+3,420
7.	4	Genrich Matweij (16)	 GEC	1:49,180	+4,780
8.	1	Kocúr Tomáš (15)	 SVK	1:49,380	+4,980
9.	9	Witkowski Szymon (15)	 POL	1:49,660	+5,260

113 **H1** 09:30, 114 **H2** 09:33, 115 **H3** 09:36, 116 **H4** 09:39,
117 **H5** 09:42, 118 **H6** 09:45, 177 **SF1** 09:09, 178 **SF2** 09:12,
179 **SF3** 09:15, 203 **FB** 11:45, 206 **FA** 12:00

0207 **C1 Boys** FA 500 m Sunday **12:05**

1.	6	Dekowski Oskar (16)	 POL	1:57,820	
2.	7	Hoppe Arthur (15)	 GEC	1:58,700	+0,880
3.	5	Haase Moritz (16)	 GEC	1:59,600	+1,780
4.	2	Martynenko Danilo (16)	 CZE	2:00,120	+2,300
5.	3	Vangermain Vigo (15)	 GEC	2:02,980	+5,160
6.	4	Vandersee Arjen Myles (16)	 GEC	2:04,620	+6,800
7.	1	Prehl Jonas (15)	 GEC	2:04,700	+6,880
8.	9	Stanek Kacper (16)	 POL	2:06,440	+8,620
9.	8	Koubek Matúš (15)	 SVK	2:09,120	+11,300

119 **H1** 09:48, 120 **H2** 09:51, 121 **H3** 09:54, 188 **SF1** 09:42,
189 **SF2** 09:45, 204 **FB** 11:50, 207 **FA** 12:05

0208 **K1 Girls** FA 500 m Sunday **12:10**

1.	6	Borucka Oliwia (16)	 POL	2:02,080	
2.	4	Gruca Natalia (16)	 POL	2:02,580	+0,500
3.	3	Hanáková Lara (16)	 SVK	2:03,420	+1,340
4.	9	Kováčová Alexandra (15)	 SVK	2:06,020	+3,940
5.	1	Heller Ciara (16)	 GEC	2:07,340	+5,260
6.	7	Antunović Ema (15)	 CRO	2:08,020	+5,940
7.	8	Beier Ida (15)	 GEC	2:08,220	+6,140
8.	5	Drozd Mariya (16)	 ISR	2:11,440	+9,360
9.	2	Holke Adele (16)	 GEC	2:12,180	+10,100


122 **H1** 09:57, 123 **H2** 10:00, 124 **H3** 10:03, 182 **SF1** 09:24,
183 **SF2** 09:27, 205 **FB** 11:55, 208 **FA** 12:10


0209 **C1 Girls** F 500 m Sunday **12:15**


1.	5	Erhard Lilli (15)	 GEC	2:14,420	
2.	3	Werthaimerová Ema (16)	 CZE	2:15,960	+1,540
3.	7	Lahrsow Johanna (15)	 GEC	2:17,380	+2,960
4.	4	Marder Lia (16)	 GEC	2:19,700	+5,280
5.	2	Nowak Sandra (15)	 POL	2:19,940	+5,520
6.	8	Burwig Marie (15)	 GEC	2:21,860	+7,440
7.	9	Stehlík Vivien (16)	 SVK	2:22,040	+7,620
8.	1	Rassak Martyna (15)	 POL	2:23,680	+9,260


9. 6 Jiskrová Tereza (16)  CZE **2:25,340** +10,920
125 **H1** 10:06, 126 **H2** 10:09, 209 **F** 12:15


0210 **K2 Men U23** F 500 m Sunday **13:00**


1. 8 Današ Matej (21)  SVK **1:32,060**
Podleiszek Filip (20)


2. 6 Doktorík Dominik (19)  SVK **1:32,820** +0,760
Tóth Ľudovít (19)

3. 5 Kukučka Juraj (20)  SVK **1:33,960** +1,900
Rybanský Daniel (21)


4. 4 Gawłowski Jakub (20)  POL **1:35,140** +3,080
Slowinski Pawel (19)


5. 3 Nowacki Marcin (22)  POL **1:35,760** +3,700
Walulik Mikołaj (21)


6. 7 Muff Raphael (20)  SUI **1:37,320** +5,260
Wyss Fynn (19)

7. 2 Ben Yosef Aran (20)  ISR **1:38,140** +6,080
Golovitskiy Denis (19)


0211 **C2 Men U23** F 500 m Sunday **13:05**


1. 4 Kizek Peter (22)  SVK **1:45,780**
Strýček Eduard (23)


2. 5 Aydin Resül (19)  TUR **1:47,760** +1,980
Çiktay Bedirhan (21)


3. 6 Findeisen Daniel (19)  GEC **1:54,040** +8,260
Zank Malte (19)

0212 **K2 Women U23** F 500 m Sunday **13:10**

1. 8 Bugár Réka (20)  SVK **1:44,160**
Sidová Bianka (20)

2. 5 Gavorová Hana (19)  SVK **1:45,480** +1,320
Zemánková Hana (21)

3. 7 Blazejczak Zuzanna (20)  POL **1:45,680** +1,520
Gorska Julia (23)



4. 3 Jaskolska Martyna (19)  POL **1:45,860** +1,700
Marczewska Weronika (21)

0213 **C2 Women U23** F 500 m **Canceled!** **13:15**











0214 **K2 Junior Men** F 500 m Sunday **13:35**






1. 4 Borucki Alex (18)  POL **1:30,640**
Kubalski Mateusz (17)

2. 5 Karahan Rahmi Kaan (16)  TUR **1:31,020** +0,380
Usta Taha Erkam (18)

3.	3	Gessert Timo (17) Schroller Romeo (18)	 GER	1:31,980	+1,340
4.	6	Engeln Linus (17) Methner Tim-Ole (17)	 GER	1:33,020	+2,380
5.	7	Hirzel Sven (18) Schmitter Aaron (18)	 SUI	1:34,740	+4,100
6.	1	Bábik Martin (18) Marsal Máté (17)	 SVK	1:34,780	+4,140
7.	9	Meus Marcel (17) Mińczuk Kuba (18)	 POL	1:36,460	+5,820
8.	8	Kutiš Lucas (18) Múka Jozef (18)	SVB SVK	1:36,540	+5,900
9.	2	Lepi Máté (18) Szabó Maximilián (18)	 SVK	1:37,900	+7,260

165 **H1** 08:00, 166 **H2** 08:03, 190 **SF** 10:00, 214 **F** 13:35

0215	C2 Junior Men		F	500 m	Sunday	13:40
1.	8	Grambow Hannes (18) Tanoussis Christos (18)	 GER	1:43,760		
2.	3	Poklepa Rafal (18) Stasielowicz Patryk (18)	 POL	1:45,480	+1,720	
3.	6	Nováček Martin (17) Příkopa Vít (17)	 CZE	1:45,680	+1,920	
4.	1	Wetzel Paul (18) Friedrich Leonard (18)	 GER	1:46,020	+2,260	
5.	4	Krawiec Marcelli (18) Michalak Antoni (18)	 POL	1:47,200	+3,440	
6.	7	Quick Richard (18) Rossi Scipio (18)	 GEC	1:48,380	+4,620	
7.	5	Neradil Ondřej (18) Novák Jan (18)	 CZE	1:52,540	+8,780	
8.	9	Kalaber Artur (17) Vician Maximilán (15)	 SVK	2:03,540	+19,780	
0216	K2 Junior Women		F	500 m	Sunday	13:45
1.	4	Hermanussen Finja (18) Reinwardt Nele (17)	 GER	1:44,300		
2.	5	Wieclawska Zofia (18) Zimnoch Dominika (18)	 POL	1:45,720	+1,420	
3.	7	Ivana Schuck (17) Kuinke Ricka (18)	 GER	1:46,300	+2,000	
4.	6	Loba Wiktoria (17) Piasecka Julia (16)	 POL	1:48,160	+3,860	

5.	3	Karvan Işilsu (17) Yildiz Özge Nas (17)	 TUR	1:49,680	+5,380
6.	2	Kot Julia (18) Szeliga Aleksandra (18)	 POL	1:50,460	+6,160
7.	8	Albrecht Kim Iva (17) Zendt Amy (18)	 GEC	1:51,380	+7,080
8.	1	Hüfner Marieke (17) Köntopp Liv-Grete (17)	 GEC	1:55,580	+11,280
9.	9	Duffy Phoebe (17) Pausch Lene (18)	 GEC	1:55,980	+11,680

170 **H1** 08:15, 171 **H2** 08:18, 216 **F** 13:45

0217 **C2 Junior Women** F 500 m Sunday **13:50**

1.	6	Loske Carlotta (18) Strobel Lykka (17)	 GER	2:02,520	
2.	8	Marcinkowska Amelia (17) Stodulska Jagoda (17)	 POL	2:04,860	+2,340
3.	3	Gerchel Selina (17) Heidl Cheyenne (17)	 GER	2:07,700	+5,180
4.	4	Borchardt Isabell (18) Lämmel Luise (18)	 GEC	2:12,680	+10,160
5.	5	Kowalak Agata (18) Soltynska Amelia (17)	 POL	2:15,000	+12,480
6.	7	Lemke Lorena (17) Wagemann Leni (17)	 GEC	2:20,160	+17,640

0218 **K2 Boys** FB 500 m Sunday **14:05**


1.	5	Bratuz Savin (16) Cusin Anej (16)	 SLO	1:41,640	
2.	3	Gasperin Gregor (16) Vizintin Ziga (15)	 SLO	1:43,040	+1,400
3.	6	Barchmann Adrian (16) Liedtke Til (15)	 GEC	1:44,120	+2,480
4.	2	Barczy Lukáš (15) Hájek Filip (15)	 SVB	1:44,880	+3,240
5.	7	Jankech Filip (16) Lenkey Adrián (16)	 SVB	1:45,460	+3,820
6.	9	Vašek Alexander (16) Šmahel Oliver (16)	 SVB	1:46,120	+4,480
7.	4	Csides Milo Maria (15) Röwert Luis (16)	 GEC	1:47,540	+5,900
8.	8	Schüler Finley (16) Tege Lars Alexander (16)	 GEC	1:47,920	+6,280

9. 1 Ahmadvov Giyas (16)  AZE **1:48,000** +6,360
Hajizada Alimurad (15)

167 **H1** 08:06, 168 **H2** 08:09, 169 **H3** 08:12, 191 **SF1** 10:03,
192 **SF2** 10:06, 218 **FB** 14:05, 219 **FA** 14:10


0219 **K2 Boys** FA 500 m Sunday **14:10**


1. 4 Kaźmierczak Mikołaj (16)  POL **1:36,940**
Szot Paweł (16)

2. 2 Bartolčič Jakub (16)  SVK **1:37,240** +0,300
Sekerák Matúš (16)


3. 5 Gavlider Alex (16)  SVK **1:37,380** +0,440
Kocúr Tomáš (15)

4. 7 Tapušik Tomáš (16) SVB **1:37,820** +0,880
Hangya Samuel (16) SVK

5. 9 Barabáš Ondřej (16)  CZE **1:39,200** +2,260
Tischer Vojtěch (16)

6. 3 Genrich Matwej (16)  GEC **1:39,280** +2,340
Grüneich Norwin (16)

7. 6 Witkowski Szymon (15)  POL **1:39,880** +2,940
Zawistowski Damian (16)


8. 8 Arnold Richardt (16)  GEC **1:40,300** +3,360
Neumann Jonas (16)

9. 1 Tóth Michal (16) SVB **1:44,060** +7,120
Lopata Matej (16) SVK


167 **H1** 08:06, 168 **H2** 08:09, 169 **H3** 08:12, 191 **SF1** 10:03,
192 **SF2** 10:06, 218 **FB** 14:05, 219 **FA** 14:10


0220 **C2 Boys** F 500 m Sunday **14:15**


1. 8 Haase Moritz (16)  GEC **1:50,260**
Hoppe Arthur (15)

2. 3 Dekowski Oskar (16)  POL **1:52,660** +2,400
Stanek Kacper (16)


3. 5 Vandersee Arjen Myles (16)  GEC **1:53,040** +2,780
Vangermain Vigo (15)

4. 6 Prehl Jonas (15)  GEC **1:53,640** +3,380
Weber Emil (15)

5. 7 Kirchbach Moritz (15)  GEC **1:57,520** +7,260
Wendt Laurin (16)






6. 9 Dostál Marek (16)  SVK **2:04,000** +13,740
Hollein Gustav (16)

7. 2 Gibas Viktor (16) SVB **2:06,120** +15,860
Knotko Tobias (16) SVK



8. 4 Iakovou Eftychios (16)  CYP **2:39,620** +49,360
Mosaikos Marios (15)

0221	K2 Girls		F	500 m	Sunday	14:20
1.	3	Michalska Anastazja (16) Zabel Sandra (16)	POL	1:49,680		
2.	4	Beier Ida (15) Holke Adele (16)	GEC	1:53,480	+3,800	
3.	5	Nenadović Lara (15) Vučković Barbara (16)	CRO	1:53,700	+4,020	
4.	1	Hermann Hanna (16) Küttner Anna (16)	GEC	1:54,140	+4,460	
5.	8	Heller Ciara (16) Purath Marianne (16)	GEC	1:56,400	+6,720	
6.	9	Jakulin Zala (16) Plesnicar Eva (16)	SLO	1:57,680	+8,000	
7.	2	Gajdošíková Eliška (16) Hanáková Lara (16)	SVK	1:58,960	+9,280	
8.	6	Bartolčíčová Natália (16) Matejbusová Alexandra (15)	SVB	2:00,300	+10,620	
9.	7	Rusová Daniela (15) Tóthová Adela (15)	SVK	2:02,080	+12,400	
<i>172 H1 08:21, 173 H2 08:24, 221 F 14:20</i>						
0222	C1 Women U23		F	500 m	Sunday	14:25
1.	1	Őri Laura (19)	SVK	2:22,100		
0223	C2 Girls		F	500 m	Sunday	14:25
1.	4	Burwig Marie (15) Erhard Lilli (15)	GEC	2:06,400		
2.	5	Jiskrová Tereza (16) Werthaimerová Ema (16)	CZE	2:06,680	+0,280	
3.	6	Lahrsow Johanna (15) Marder Lia (16)	GEC	2:08,300	+1,900	
4.	7	Nowak Sandra (15) Rassak Martyna (15)	POL	2:08,740	+2,340	
5.	3	Kratz Finja (16) Vasylenko Nadiia (15)	GEC	2:24,460	+18,060	
0224	K4 Men U23		F	500 m	Sunday	14:45
1.	6	Diethelm Silvan (20) Lauper Luca (19)	SUI	1:24,140		
2.	7	Doktorík Dominik (19) Podleiszek Filip (20)	SVK	1:24,960	+0,820	
		Donhauser Donat (22) Wyss Fynn (19)				
		Kukučka Juraj (20) Rybanský Daniel (21)				










3.	4	Jastrząb Kacper (19) Slowinski Pawel (19)	Nowacki Marcin (22) Walulik Mikołaj (21)	 POL	1:25,420 +1,280
4.	5	May Christopher (17) Voigt Ben-Luca (17)	Steuernagel Arthur (17) Walla Richard (19)	 GEC	1:31,540 +7,400
0225	C4 Men U23		F	500 m	Sunday 15:00
1.	1	Findeisen Daniel (19) Quick Richard (18)	Petschauer Pitt (19) Zank Malte (19)	 GEC	1:44,700
0226	K4 Women U23		F	500 m	Sunday 15:00
1.	6	Blazejczak Zuzanna (20) Jaskolska Martyna (19)	Gorska Julia (23) Marczewska Weronika (21)	 POL	1:36,540
2.	5	Husáriková Diana (20) Švecová Romana (19)	Gavorová Hana (19) Zemánková Hana (21)	SVB SVK SVK SVK	1:38,920 +2,380
0227	K4 Junior Men		F	500 m	Sunday 15:15
1.	3	Mühlnickel Julius (18) Schmiech Julian (18)	Nedotopa David (17) Schulz Jaron (18)	 GER	1:24,220
2.	5	Kot Mikołaj (18) Midloch Norbert (17)	Kubalski Mateusz (17) Szymczak Piotr (17)	 POL	1:26,200 +1,980
3.	6	Bábik Martin (18) Marsal Máté (17)	Lepi Máté (18) Szabó Maximilián (18)	 SVK	1:26,240 +2,020
4.	4	Borucki Alex (18) Orczykowski Szymon (17)	Meus Marcel (17) Mińczuk Kuba (18)	 POL	1:28,100 +3,880
5.	7	Ficza René (18) Lukáč Teo Peter (17)	Đurčo Oskar (17) Múka Jozef (18)	 SVK	1:28,460 +4,240
6.	8	Egli Robin (17) Muff Matthias (18)	Hirzel Sven (18) Schmitter Aaron (18)	 SUI	1:28,480 +4,260
7.	2	Ebel Elias (18) Schewe Paavo (18)	Hoeckberg Tim (17) Schultz Theodor (17)	 GEC	1:29,680 +5,460
0228	C4 Junior Men		F	500 m	Sunday 15:20
1.	6	Krawiec Marcelli (18) Poklepa Rafal (18)	Michalak Antoni (18) Stasielowicz Patryk (18)	 POL	1:39,360
2.	5	Ott Magnus (17) Quick Richard (18)	Prehl Jonas (15) Rossi Scipio (18)	 GEC	1:44,100 +4,740
3.	3	Wilga Aleks (17) Stanek Kacper (16)	Kubica Krystian (18) Dekowski Oskar (16)	 POL	1:45,160 +5,800
4.	7	Becker Konrad (18) Paul Wetzels (18)	Friedrich Leonard (18) Scheler Fabio (17)	 GER	1:48,760 +9,400
0229	K4 Junior Women		F	500 m	Sunday 15:30

1.	6	Kliment Leni (18) Nikolay Katharina (18)	Kuinke Ricka (18) Heuser Caroline (17)	 GER	1:36,140
2.	8	Loba Wiktoria (17) Wieclawska Zofia (18)	Piasecka Julia (16) Zimnoch Dominika (18)	 POL	1:37,240 +1,100
3.	4	Duffy Phoebe (17) Köntopp Liv-Grete (17)	Hüfner Marieke (17) Pausch Lene (18)	 GEC	1:41,520 +5,380
4.	5	Kot Julia (18) Szeliga Aleksandra (18)	Rynkiewicz Zuzanna (17) Łuczak Maja (17)	 POL	1:43,900 +7,760
5.	7	Albrecht Kim Iva (17) Unruh Maxi (18)	Marlow Lucy (17) Zendt Amy (18)	 GEC	1:48,320 +12,180


0230 **C4 Junior Women** F 500 m Sunday **15:35**

1.	5	Gerchel Selina (18) Loske Carlotta (18)	Heidl Cheyenne (17) Noelke Larissa (18)	 GER	1:55,080
2.	4	Stodulska Jagoda (17) Rużanowska Maja (17)	Marcinkowska Amelia (17) Soltynska Amelia (17)	 POL	1:56,280 +1,200
3.	6	Borchardt Isabell (18) Lemke Lorena (17)	Lämmel Luise (18) Wagemann Leni (17)	 GEC	2:06,500 +11,420

0231 **K4 Boys** F 500 m Sunday **15:45**

1.	1	Bartolčič Jakub (16) Hangya Samuel (16)	Gavlíder Alex (16) Kocúr Tomáš (15)	 SVK	1:28,940
2.	6	Kaźmierczak Mikołaj (16) Witkowski Szymon (15)	Szot Paweł (16) Zawistowski Damian (16)	 POL	1:29,100 +0,160
3.	4	Genrich Matwej (16) Schüler Finley (16)	Röwert Luis (16) Tege Lars Alexander (16)	 GEC	1:30,100 +1,160
4.	3	Arnold Richardt (16) Liedtke Til (15)	Barchmann Adrian (16) Neumann Jonas (16)	 GEC	1:33,080 +4,140
5.	7	Bratuz Savin (16) Ivancic Tilen (16)	Cusin Anej (16) Jurkovic Gaber (16)	 SLO	1:33,880 +4,940
6.	9	Degner Julius (16) Milas Philipp (16)	Diederich Theo (16) Wulff Maarten (16)	 GEC	1:33,980 +5,040
7.	5	Bachmann Sebastian (15) Koblet Nico (16)	Imoberdorf Nino (15) Wyss Marc (16)	 SUI	1:34,120 +5,180
8.	8	Jankech Filip (16) Uhrík Jakub (15)	Tapušík Tomáš (16) Urban Šimon (15)	 SVB	1:34,620 +5,680
9.	2	Barczy Lukáš (15) Šmahel Oliver (16)	Hájek Filip (15) Vašek Alexander (16)	 SVB	1:38,880 +9,940

0232 **C4 Boys** F 500 m Sunday **15:50**

1.	4	Haase Moritz (16) Vandersee Arjen Myles (16)	Hoppe Arthur (15) Vangermain Vigo (15)	 GEC	1:45,160
-----------	---	---	---	---	-----------------

2.	6	Kirchbach Moritz (15)	Prehl Jonas (15)	 GEC	1:46,840
		Weber Emil (15)	Wendt Laurin (16)		
3.	5	Dostál Marek (16)	Hollein Gustav (16)	 SVK	1:48,280
		Knotko Tobias (16)	Koubek Matúš (15)		
0233	C4 Girls		F	500 m	Sunday 15:50
1.	9	Kratz Finja (16)	Lahrsow Johanna (15)	 GEC	2:06,660
		Marder Lia (16)	Vasylenko Nadiia (15)		
0234	K4 Girls		F	500 m	Sunday 16:00
1.	3	Borucka Oliwia (16)	Gruca Natalia (16)	 POL	1:41,780
		Michalska Anastazja (16)	Zabel Sandra (16)		
2.	7	Heller Ciara (16)	Hermann Hanna (16)	 GEC	1:45,300
		Küttner Anna (16)	Purath Marianne (16)		
3.	5	Kováčová Alexandra (15)	Rusová Daniela (15)	 SVK	1:48,700
		Gajdošíková Eliška (16)	Hanáková Lara (16)		
4.	6	Antunović Ema (15)	Nenadović Lara (15)	 CRO	1:53,420
		Vaš Kiara (15)	Vučković Barbara (16)		

Medal Table - Teams

Rank	Team	Gold	Silver	Bronze	Total
1.	POL Poland	20	24	14	58
2.	GEC Germany Clubs	17	17	20	54
3.	GER Germany	17	9	8	34
4.	SVK Slovakia	16	16	17	49
5.	CZE Czech Republic	3	4	6	13
6.	TUR Turkey	3	3	2	8
7.	SUI Switzerland	3		1	4
8.	SVB Slovakia B Team		1	1	2
9.	CAN Canada		1		1
10.	AZE Azerbaijan			1	1
10.	CYP Cyprus			1	1
10.	HUN Hungary			1	1
10.	CRO Croatia			1	1

Nation´s Cup

Rank	Team	Points
1.	POL Poland	556,00
2.	GEC Germany Clubs	491,00
3.	SVK Slovakia	425,75
4.	GER Germany	295,00
5.	CZE Czech Republic	144,00
6.	TUR Turkey	99,00
7.	SUI Switzerland	61,00
8.	SVB Slovakia B Team	43,75
9.	SLO Slovenia	25,00
10.	CRO Croatia	22,00
11.	CYP Cyprus	13,00
12.	AZE Azerbaijan	11,00
13.	ISR Israel	8,00
14.	CAN Canada	7,00
14.	HUN Hungary	7,00
16.	AUT Austria	6,00

* Only the first two crews of team are counted.

Medal Table - Athletes (top 10)

Rank	Team	Gold	Silver	Bronze	Total
1.	GEC Haase Moritz	5	1	1	7
2.	POL Borucki Alex	5			5
3.	SVK Bugár Réka	4			4
3.	GER Strobel Lykka	4			4
5.	GEC Hoppe Arthur	3	3		6
6.	GEC Erhard Lilli	3	2	1	6
7.	SVK Sidová Bianka	3	1	1	5
8.	POL Michalska Anastazja	3	1		4
9.	SVK Kizek Peter	3		1	4
10.	POL Zabel Sandra	3			3
10.	GER Loske Carlotta	3			3
10.	GER Heuser Caroline	3			3
10.	POL Borucka Oliwia	3			3
10.	SUI Lauper Luca	3			3

Athlete´s Cup (top 10)

Rank	Team	Points
1.	POL Borucki Alex	45,00
2.	GEC Haase Moritz	44,50
3.	GEC Hoppe Arthur	39,50
3.	GEC Erhard Lilli	39,50
5.	CZE Werthaimerová Ema	37,50
6.	GEC Lahrsova Johanna	31,00
7.	SVK Sidová Biana	27,00
7.	POL Dekowski Oskar	27,00
9.	SVK Kizek Peter	26,00
10.	GEC Vangermain Vigo	25,50